

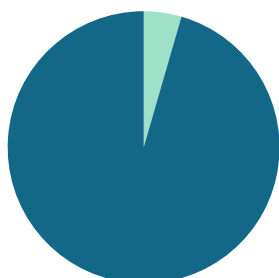
December 2019

Area Delimited by Areas Canal Flats, Invermere, Invermere Rural, Radium

MARKET SUMMARY

Report produced on Jan 10, 2020 for Audrey Benson

INVENTORY



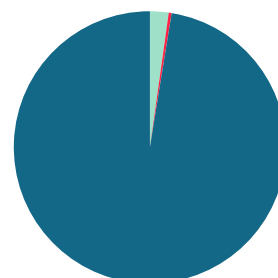
Inventory

- New Listings
28 = 4.49%
- Start Inventory
596
- Total Inventory Units
624
- Volume
\$240,173,498

Market Activity

- Sold Listings
13 = 2.22%
- Other Off Market
2 = 0.34%
- Active Inventory
571 = 97.44%

MARKET ACTIVITY



Compared Metrics	December			Year to Date		
	2018	2019	+/-%	2018	2019	+/-%
Sold Listings	14	13	-7.14%	402	373	-7.21%
New Listings	60	28	-53.33%	911	868	-4.72%
Average List Price	308,479	238,577	-22.66%	334,207	368,909	10.38%
Average Sale Price	276,100	224,038	-18.86%	310,639	341,058	9.79%
Average Percent of Selling Price to List Price	90.19%	91.09%	1.00%	93.12%	92.95%	-0.19%
Average Days on Market to Sale	160.50	235.15	46.51%	139.77	138.42	-0.96%
Monthly Inventory	523	571	9.18%	523	571	9.18%
Months Supply of Inventory	15.61	18.37	17.67%	15.61	18.37	17.67%

Absorption: Last 12 months, an Average of **31** Sales/Month

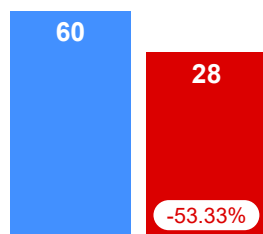
Inventory on December 31, 2019 = **571**

2018 **2019**


DECEMBER MARKET

AVERAGE PRICES

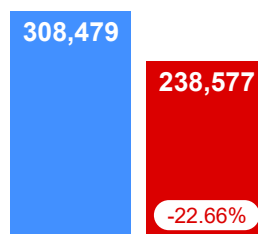
New Listings



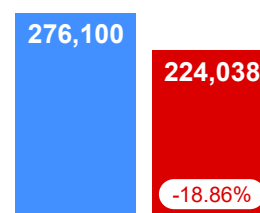
Pending Listings



List Price



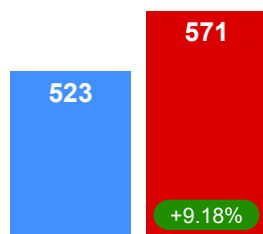
Sale Price



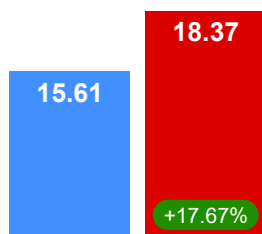
INVENTORY

AVERAGE SOLD/LIST RATIO & DOM

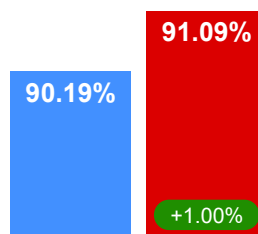
Active Inventory



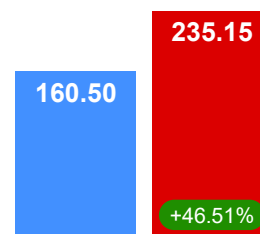
Monthly Supply of Inventory



Sale/List Ratio



Days on Market



Contact: Audrey Benson

Phone:

Email: audrey@rockieswest.com