

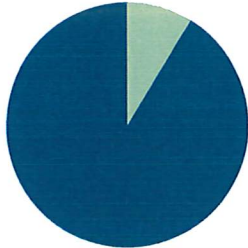
# January 2020

Area Delimited by Areas Canal Flats, Invermere, Invermere Rural, Radium

## MARKET SUMMARY

Report produced on Feb 11, 2020 for Audrey Benson

### INVENTORY



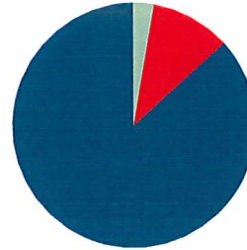
### Inventory

- New Listings  
58 = 8.77%
- Start Inventory  
603
- Total Inventory Units  
661
- Volume  
\$255,624,589

### Market Activity

- Sold Listings  
18 = 2.72%
- Other Off Market  
70 = 10.59%
- Active Inventory  
573 = 86.69%

### MARKET ACTIVITY



Compared Metrics	January			Year to Date		
	2019	2020	+/-%	2019	2020	+/-%
Sold Listings	13	18	38.46%	13	18	38.46%
New Listings	41	58	41.46%	41	58	41.46%
Average List Price	256,061	234,017	-8.61%	256,061	234,017	-8.61%
Average Sale Price	230,307	226,604	-1.61%	230,307	226,604	-1.61%
Average Percent of Selling Price to List Price	90.96%	94.07%	3.41%	90.96%	94.07%	3.41%
Average Days on Market to Sale	134.00	261.78	95.36%	134.00	261.78	95.36%
Monthly Inventory	503	573	13.92%	503	573	13.92%
Months Supply of Inventory	15.40	19.10	24.04%	15.40	19.10	24.04%

Absorption: Last 12 months, an Average of 30 Sales/Month

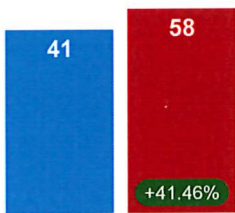
Inventory on January 31, 2020 = 573

2019 2020

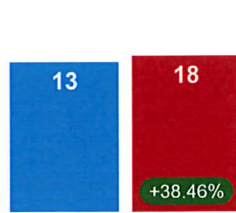
### JANUARY MARKET

### AVERAGE PRICES

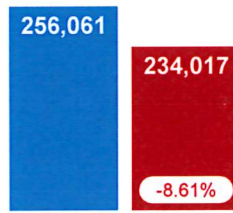
#### New Listings



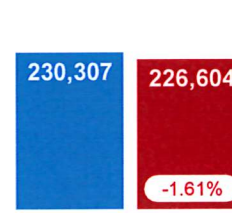
#### Pending Listings



#### List Price



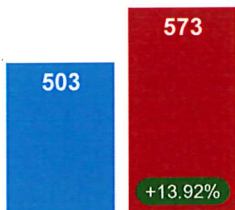
#### Sale Price



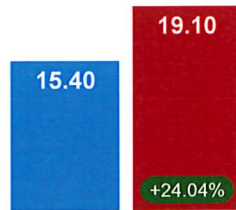
### INVENTORY

### AVERAGE SOLD/LIST RATIO & DOM

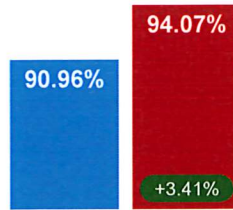
#### Active Inventory



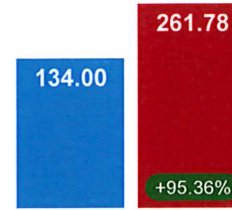
#### Monthly Supply of Inventory



#### Sale/List Ratio



#### Days on Market



Contact: Audrey Benson

Phone:

Email: [audrey@rockieswest.com](mailto:audrey@rockieswest.com)