

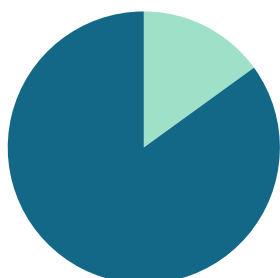
# September 2023

Area Delimited by Areas Canal Flats, Invermere, Invermere Rural, Radium

## MARKET SUMMARY

Report produced on Oct 10, 2023 for Audrey Benson

### INVENTORY



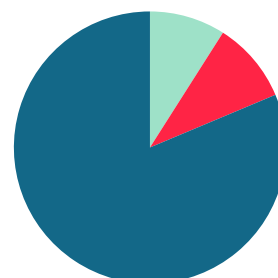
### Inventory

- New Listings  
**70 = 15.02%**
- Start Inventory  
**396**
- Total Inventory Units  
**466**
- Volume  
**\$243,888,233**

### Market Activity

- Sold Listings  
**42 = 9.01%**
- Other Off Market  
**45 = 9.66%**
- Active Inventory  
**379 = 81.33%**

### MARKET ACTIVITY



Compared Metrics	September			Year to Date		
	2022	2023	+/-%	2022	2023	+/-%
Sold Listings	43	42	-2.33%	511	410	-19.77%
New Listings	69	70	1.45%	810	739	-8.77%
Average List Price	597,944	448,215	-25.04%	450,600	494,265	9.69%
Average Sale Price	547,099	430,548	-21.30%	435,810	463,368	6.32%
Average Percent of Selling Price to List Price	95.09%	96.39%	1.37%	97.70%	94.88%	-2.88%
Average Days on Market to Sale	72.79	107.05	47.06%	71.47	84.15	17.74%
Monthly Inventory	360	379	5.28%	360	379	5.28%
Months Supply of Inventory	6.57	9.24	40.80%	6.57	9.24	40.80%

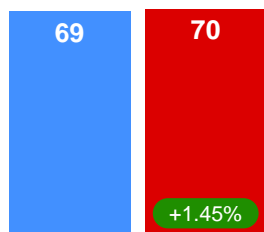
**Absorption:** Last 12 months, an Average of **41** Sales/Month

**Inventory** on September 30, 2023 = **379**


2022 2023

### SEPTEMBER MARKET

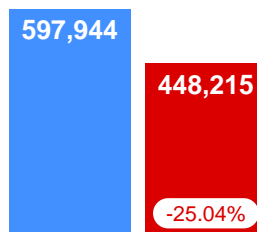
#### New Listings



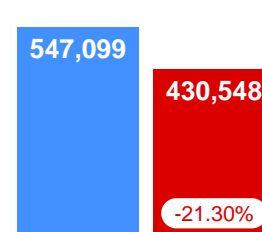
#### Pending Listings



#### List Price

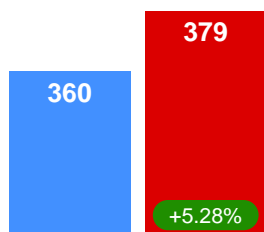


#### Sale Price

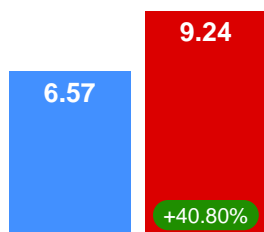


### INVENTORY

#### Active Inventory

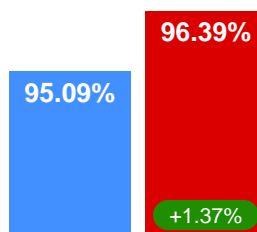


#### Monthly Supply of Inventory

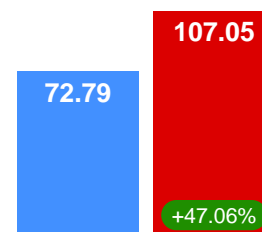


### AVERAGE SOLD/LIST RATIO & DOM

#### Sale/List Ratio



#### Days on Market



Contact: Audrey Benson

Phone:

Email: [office@rockieswest.com](mailto:office@rockieswest.com)