

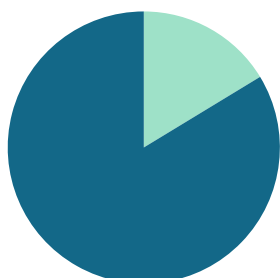
September 2022

Area Delimited by Areas Canal Flats, Invermere, Invermere Rural, Radium

MARKET SUMMARY

Report produced on Oct 07, 2022 for Audrey Benson

INVENTORY



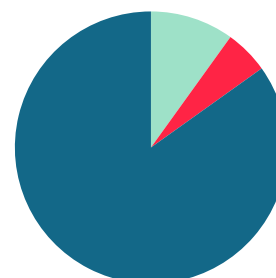
Inventory

- New Listings
69 = 16.31%
- Start Inventory
354
- Total Inventory Units
423
- Volume
\$235,402,313

Market Activity

- Sold Listings
42 = 9.93%
- Other Off Market
22 = 5.20%
- Active Inventory
359 = 84.87%

MARKET ACTIVITY



Compared Metrics	September			Year to Date		
	2021	2022	+/-%	2021	2022	+/-%
Sold Listings	71	42	-40.85%	743	510	-31.36%
New Listings	68	69	1.47%	912	813	-10.86%
Average List Price	418,548	590,062	40.98%	385,480	449,662	16.65%
Average Sale Price	393,910	538,339	36.67%	371,143	434,871	17.17%
Average Percent of Selling Price to List Price	94.52%	95.01%	0.52%	96.57%	97.70%	1.16%
Average Days on Market to Sale	80.07	73.50	-8.21%	109.68	71.53	-34.78%
Monthly Inventory	324	359	10.80%	324	359	10.80%
Months Supply of Inventory	4.11	6.56	59.37%	4.11	6.56	59.37%

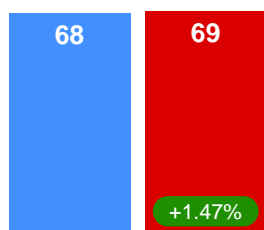
Absorption: Last 12 months, an Average of **55** Sales/Month

Inventory on September 30, 2022 = **359**

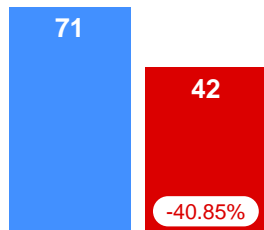
2021 2022

SEPTEMBER MARKET

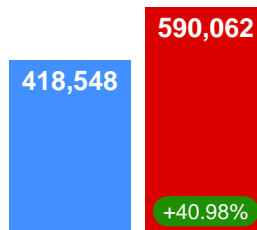
New Listings



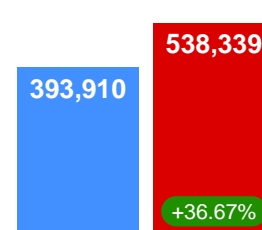
Pending Listings



List Price

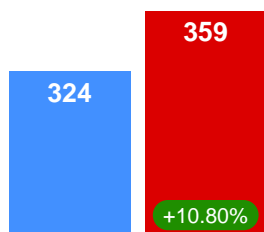


Sale Price

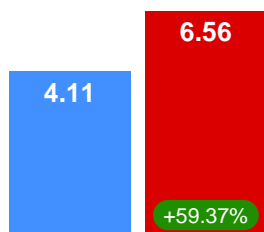


INVENTORY

Active Inventory

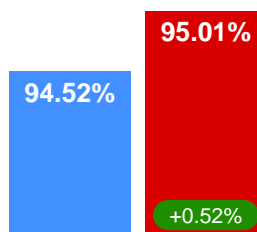


Monthly Supply of Inventory

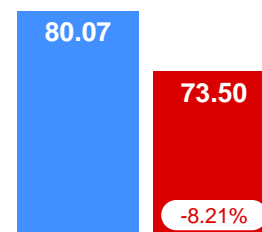


AVERAGE SOLD/LIST RATIO & DOM

Sale/List Ratio



Days on Market



Contact: Audrey Benson

Phone:

Email: office@rockieswest.com