

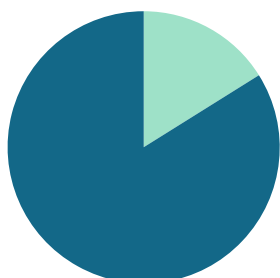
September 2021

Area Delimited by Areas Canal Flats, Invermere, Invermere Rural, Radium

MARKET SUMMARY

Report produced on Oct 05, 2021 for Audrey Benson

INVENTORY



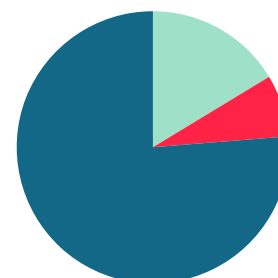
Inventory

- New Listings
68 = 16.11%
- Start Inventory
354
- Total Inventory Units
422
- Volume
\$211,347,571

Market Activity

- Sold Listings
69 = 16.35%
- Other Off Market
31 = 7.35%
- Active Inventory
322 = 76.30%

MARKET ACTIVITY



Compared Metrics	September			Year to Date		
	2020	2021	+/-%	2020	2021	+/-%
Sold Listings	117	69	-41.03%	454	741	63.22%
New Listings	77	68	-11.69%	756	912	20.63%
Average List Price	364,738	424,781	16.46%	366,302	385,971	5.37%
Average Sale Price	344,727	399,793	15.97%	340,048	371,629	9.29%
Average Percent of Selling Price to List Price	93.84%	94.69%	0.90%	92.27%	96.60%	4.69%
Average Days on Market to Sale	212.32	61.58	-71.00%	181.75	108.04	-40.56%
Monthly Inventory	505	322	-36.24%	505	322	-36.24%
Months Supply of Inventory	11.63	4.10	-64.77%	11.63	4.10	-64.77%

Absorption: Last 12 months, an Average of **79** Sales/Month

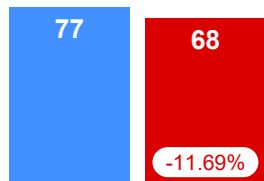
Inventory on September 30, 2021 = **322**

2020 **2021**

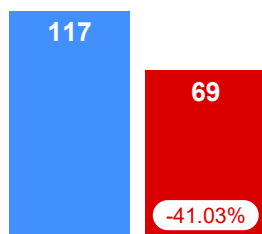
SEPTEMBER MARKET

AVERAGE PRICES

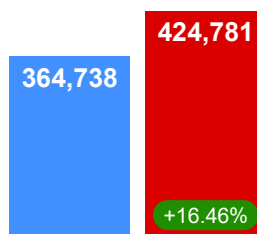
New Listings



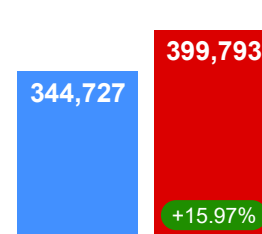
Pending Listings



List Price



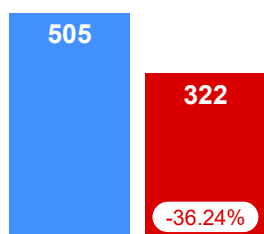
Sale Price



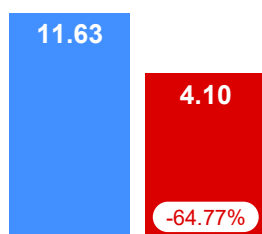
INVENTORY

AVERAGE SOLD/LIST RATIO & DOM

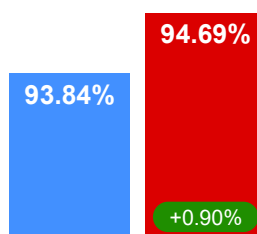
Active Inventory



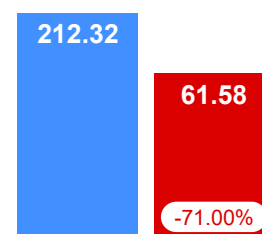
Monthly Supply of Inventory



Sale/List Ratio



Days on Market



Contact: Audrey Benson

Phone:

Email: office@rockieswest.com