

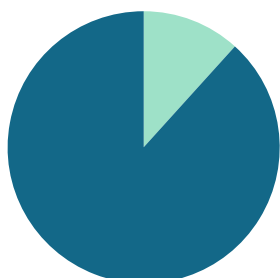
September 2020

Area Delimited by Areas Canal Flats, Invermere, Invermere Rural, Radium

MARKET SUMMARY

Report produced on Oct 05, 2020 for Audrey Benson

INVENTORY



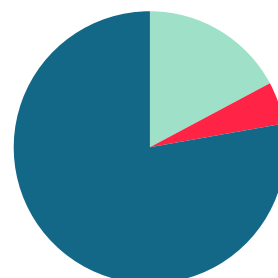
Inventory

- New Listings
77 = 11.70%
- Start Inventory
581
- Total Inventory Units
658
- Volume
\$260,117,541

Market Activity

- Sold Listings
113 = 17.20%
- Other Off Market
33 = 5.02%
- Active Inventory
511 = 77.78%

MARKET ACTIVITY



Compared Metrics	September			Year to Date		
	2019	2020	+/-%	2019	2020	+/-%
Sold Listings	46	113	145.65%	325	448	37.85%
New Listings	52	77	48.08%	750	756	0.80%
Average List Price	402,067	348,277	-13.38%	380,277	362,350	-4.71%
Average Sale Price	354,846	330,308	-6.91%	348,313	336,570	-3.37%
Average Percent of Selling Price to List Price	91.94%	93.83%	2.06%	92.23%	92.26%	0.03%
Average Days on Market to Sale	158.33	216.24	36.58%	152.75	182.37	19.39%
Monthly Inventory	694	511	-26.37%	694	511	-26.37%
Months Supply of Inventory	20.98	11.91	-43.24%	20.98	11.91	-43.24%

Absorption: Last 12 months, an Average of 43 Sales/Month

Inventory on September 30, 2020 = 511

2019 2020

SEPTEMBER MARKET

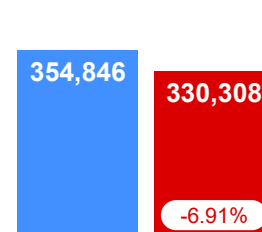
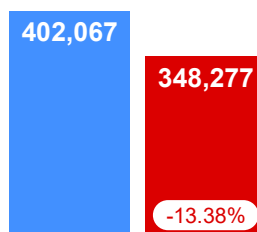
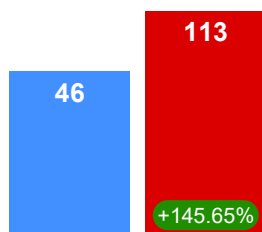
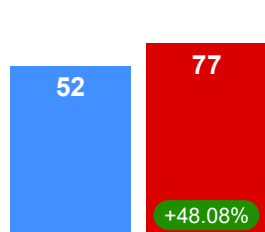
AVERAGE PRICES

New Listings

Pending Listings

List Price

Sale Price



INVENTORY

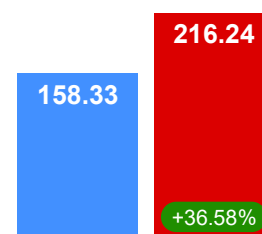
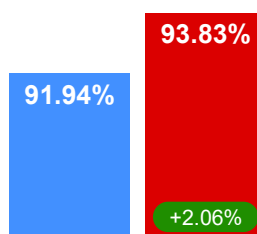
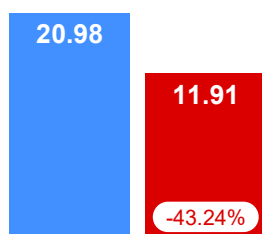
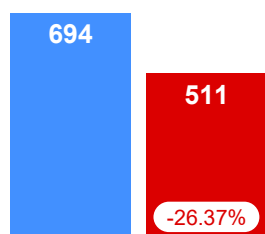
AVERAGE SOLD/LIST RATIO & DOM

Active Inventory

Monthly Supply of Inventory

Sale/List Ratio

Days on Market



Contact: Audrey Benson

Phone:

Email: audrey@rockieswest.com