

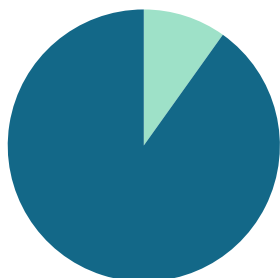
September 2024

Area Delimited by Areas Canal Flats, Invermere, Invermere Rural, Radium

MARKET SUMMARY

Report produced on Oct 07, 2024 for Audrey Benson

INVENTORY



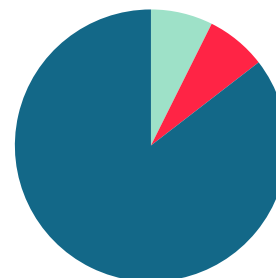
Inventory

- New Listings
51 = 9.86%
- Start Inventory
466
- Total Inventory Units
517
- Volume
\$296,826,527

Market Activity

- Sold Listings
38 = 7.36%
- Other Off Market
37 = 7.17%
- Active Inventory
441 = 85.47%

MARKET ACTIVITY



Compared Metrics	September			Year to Date		
	2023	2024	+/-%	2023	2024	+/-%
Sold Listings	42	38	-9.52%	410	380	-7.32%
New Listings	70	51	-27.14%	739	794	7.44%
Average List Price	448,215	486,029	8.44%	494,265	540,215	9.30%
Average Sale Price	430,548	464,247	7.83%	463,368	514,084	10.95%
Average Percent of Selling Price to List Price	96.39%	94.04%	-2.44%	94.88%	94.48%	-0.42%
Average Days on Market to Sale	107.05	97.63	-8.80%	84.15	86.98	3.36%
Monthly Inventory	380	441	16.05%	380	441	16.05%
Months Supply of Inventory	9.27	11.63	25.49%	9.27	11.63	25.49%

Absorption: Last 12 months, an Average of **38** Sales/Month

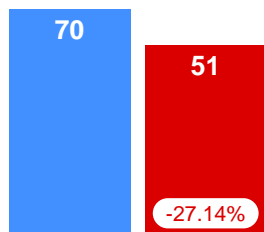
Inventory on September 30, 2024 = **441**

2023 2024

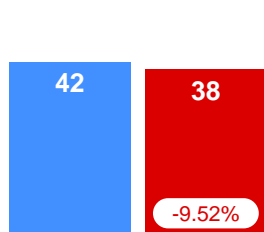
SEPTEMBER MARKET

AVERAGE PRICES

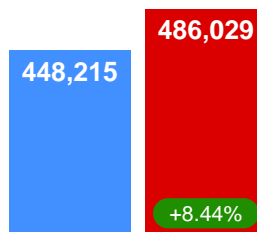
New Listings



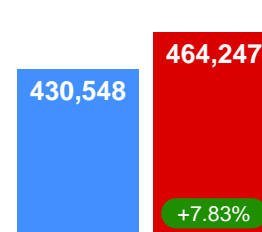
Pending Listings



List Price



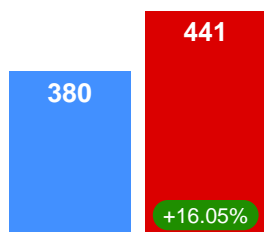
Sale Price



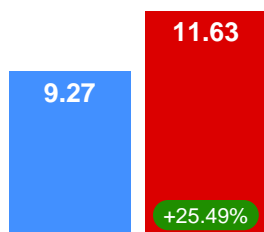
INVENTORY

AVERAGE SOLD/LIST RATIO & DOM

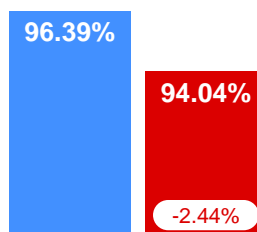
Active Inventory



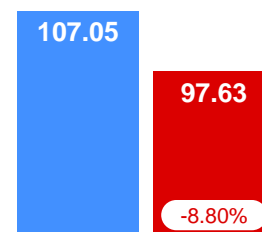
Monthly Supply of Inventory



Sale/List Ratio



Days on Market



Contact: Audrey Benson

Phone:

Email: office@rockieswest.com