

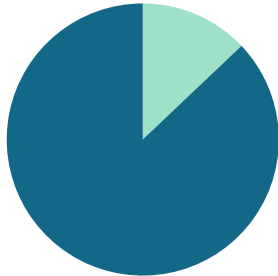
October 2024

Area Delimited by Sub Areas CF - Canal Flats, IN - Invermere, INRU - Canal Flats South, INRU - Dry Gulch to Radium, INRU - Edgewater North, INRU - Fairmont/Columbia Lake, INRU - Invermere Rural, INRU - Panorama, INRU - Windermere, RA - Radium Hot Springs; Division Kootenay

MARKET SUMMARY

Report produced on Nov 05, 2024 for Audrey Benson

INVENTORY

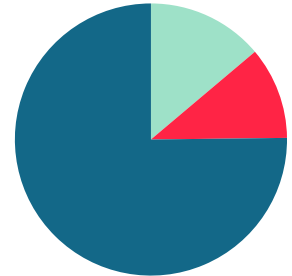


Inventory
 New Listings
62 = 12.92%
 Start Inventory
418
 Total Inventory Units
480
 Volume
\$286,414,327

Market Activity

Sold Listings
72 = 13.85%
 Other Off Market
57 = 10.96%
 Active Inventory
391 = 75.19%

MARKET ACTIVITY



Compared Metrics	October			Year to Date		
	2023	2024	+/-%	2023	2024	+/-%
Sold Listings	57	72	26.32%	446	436	-2.24%
New Listings	54	62	14.81%	821	878	6.94%
Average List Price	441,213	538,444	22.04%	476,548	552,148	15.86%
Average Sale Price	411,770	504,789	22.59%	446,748	521,679	16.77%
Average Percent of Selling Price to List Price	93.66%	92.96%	-0.75%	94.50%	94.06%	-0.46%
Average Days on Market to Sale	101.95	95.78	-6.05%	82.65	88.50	7.08%
Monthly Inventory	263	391	48.67%	263	391	48.67%
Months Supply of Inventory	6.19	9.65	56.01%	6.19	9.65	56.01%

Absorption: Last 12 months, an Average of **41** Sales/Month

Inventory on October 31, 2024 = **391**

2023 **2024**

OCTOBER MARKET

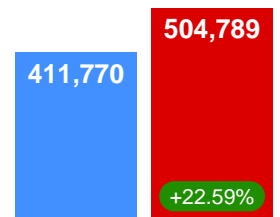
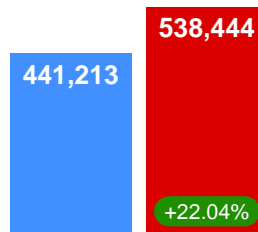

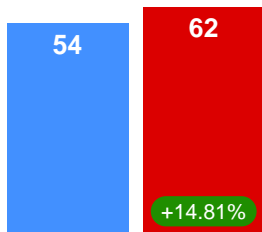
AVERAGE PRICES

New Listings

Pending Listings

List Price

Sale Price



INVENTORY

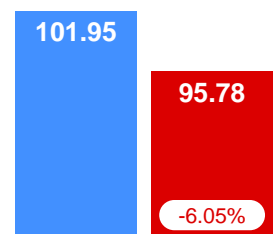
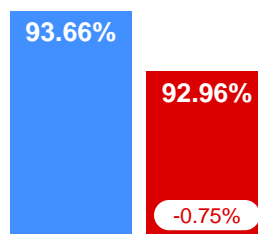
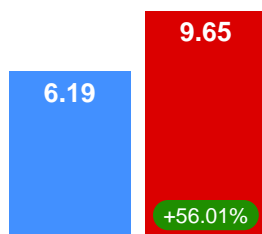
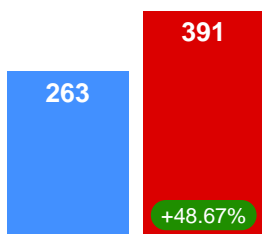
AVERAGE SOLD/LIST RATIO & DOM

Active Inventory

Monthly Supply of Inventory

Sale/List Ratio

Days on Market



Contact: Audrey Benson

Phone:

Email: office@rockieswest.com