

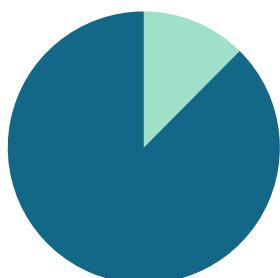
October 2023

Area Delimited by Areas Canal Flats, Invermere, Invermere Rural, Radium

MARKET SUMMARY

Report produced on Nov 07, 2023 for Audrey Benson

INVENTORY



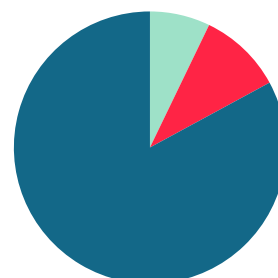
Inventory

- New Listings
54 = 12.44%
- Start Inventory
380
- Total Inventory Units
434
- Volume
\$232,533,926

Market Activity

- Sold Listings
31 = 7.16%
- Other Off Market
43 = 9.93%
- Active Inventory
359 = 82.91%

MARKET ACTIVITY



Compared Metrics	October			Year to Date		
	2022	2023	+/-%	2022	2023	+/-%
Sold Listings	31	31	0.00%	542	441	-18.63%
New Listings	50	54	8.00%	860	793	-7.79%
Average List Price	410,481	376,639	-8.24%	448,305	485,997	8.41%
Average Sale Price	386,539	358,284	-7.31%	432,992	455,981	5.31%
Average Percent of Selling Price to List Price	92.28%	93.58%	1.40%	97.39%	94.79%	-2.67%
Average Days on Market to Sale	52.42	80.13	52.86%	70.38	83.87	19.16%
Monthly Inventory	339	359	5.90%	339	359	5.90%
Months Supply of Inventory	6.50	8.76	34.74%	6.50	8.76	34.74%

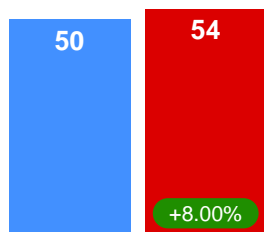
Absorption: Last 12 months, an Average of **41** Sales/Month

Inventory on October 31, 2023 = **359**


2022 2023

OCTOBER MARKET

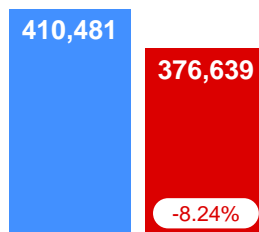
New Listings



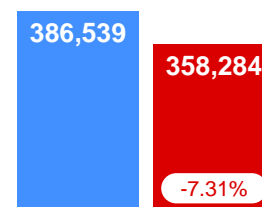
Pending Listings



List Price

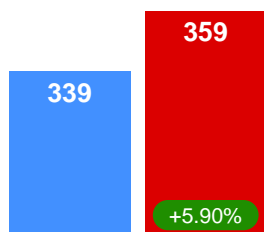


Sale Price

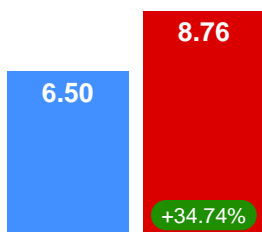


INVENTORY

Active Inventory

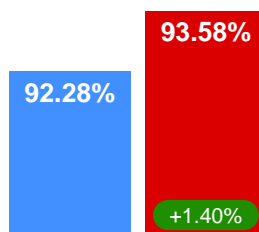


Monthly Supply of Inventory

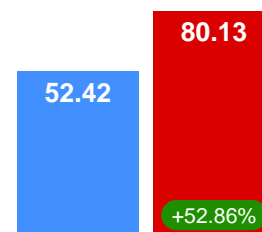


AVERAGE SOLD/LIST RATIO & DOM

Sale/List Ratio



Days on Market



Contact: Audrey Benson

Phone:

Email: office@rockieswest.com