

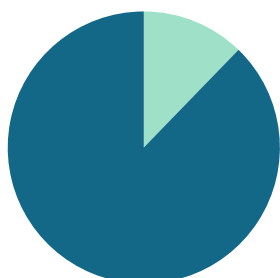
October 2022

Area Delimited by Areas Canal Flats, Invermere, Invermere Rural, Radium

MARKET SUMMARY

Report produced on Nov 07, 2022 for Audrey Benson

INVENTORY



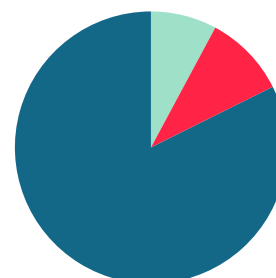
Inventory

- New Listings
50 = 12.25%
- Start Inventory
358
- Total Inventory Units
408
- Volume
\$215,103,413

Market Activity

- Sold Listings
32 = 7.84%
- Other Off Market
40 = 9.80%
- Active Inventory
336 = 82.35%

MARKET ACTIVITY



Compared Metrics	October			Year to Date		
	2021	2022	+/-%	2021	2022	+/-%
Sold Listings	63	32	-49.21%	806	543	-32.63%
New Listings	61	50	-18.03%	973	863	-11.31%
Average List Price	412,924	407,497	-1.31%	387,625	448,060	15.59%
Average Sale Price	394,330	383,803	-2.67%	372,955	432,746	16.03%
Average Percent of Selling Price to List Price	94.22%	92.37%	-1.97%	96.39%	97.38%	1.03%
Average Days on Market to Sale	88.19	52.81	-40.12%	108.00	70.37	-34.84%
Monthly Inventory	287	336	17.07%	287	336	17.07%
Months Supply of Inventory	3.75	6.43	71.60%	3.75	6.43	71.60%

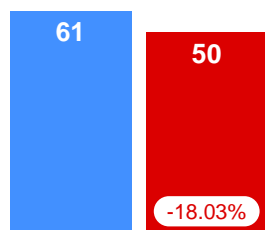
Absorption: Last 12 months, an Average of **52** Sales/Month

Inventory on October 31, 2022 = **336**

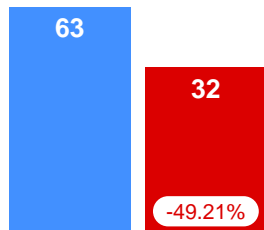
2021 2022

OCTOBER MARKET

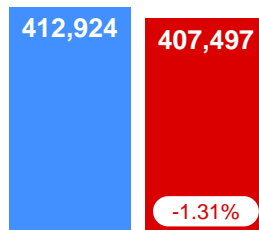
New Listings



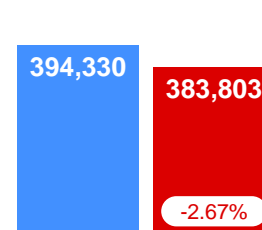
Pending Listings



List Price

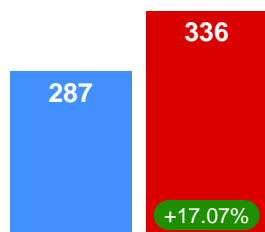


Sale Price

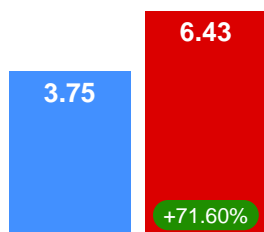


INVENTORY

Active Inventory

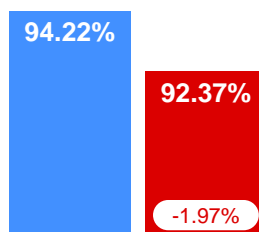


Monthly Supply of Inventory

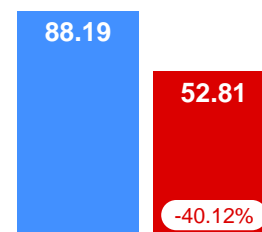


AVERAGE SOLD/LIST RATIO & DOM

Sale/List Ratio



Days on Market



Contact: Audrey Benson

Phone:

Email: office@rockieswest.com