

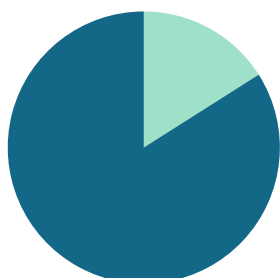
October 2021

Area Delimited by Areas Canal Flats, Invermere, Invermere Rural, Radium

MARKET SUMMARY

Report produced on Nov 09, 2021 for Audrey Benson

INVENTORY

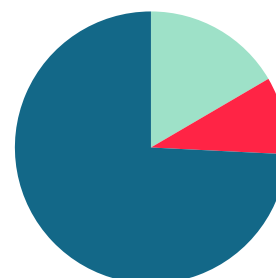


Inventory
 New Listings
61 = 16.01%
 Start Inventory
320
 Total Inventory Units
381
 Volume
\$190,149,871

Market Activity

Sold Listings
63 = 16.58%
 Other Off Market
35 = 9.21%
 Active Inventory
282 = 74.21%

MARKET ACTIVITY



Compared Metrics	October			Year to Date		
	2020	2021	+/-%	2020	2021	+/-%
Sold Listings	89	63	-29.21%	543	806	48.43%
New Listings	68	61	-10.29%	824	973	18.08%
Average List Price	346,950	412,924	19.02%	363,130	387,625	6.75%
Average Sale Price	331,920	394,330	18.80%	338,715	372,955	10.11%
Average Percent of Selling Price to List Price	94.76%	94.22%	-0.57%	92.68%	96.39%	4.01%
Average Days on Market to Sale	143.02	88.19	-38.34%	175.40	108.00	-38.43%
Monthly Inventory	444	282	-36.49%	444	282	-36.49%
Months Supply of Inventory	9.23	3.68	-60.12%	9.23	3.68	-60.12%

Absorption: Last 12 months, an Average of **77** Sales/Month

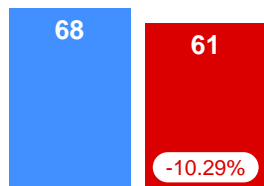
Inventory on October 31, 2021 = **282**

2020 **2021**

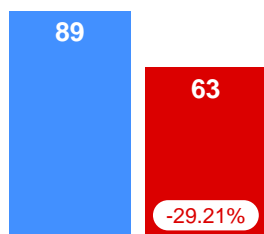
OCTOBER MARKET

AVERAGE PRICES

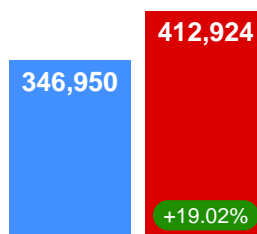
New Listings



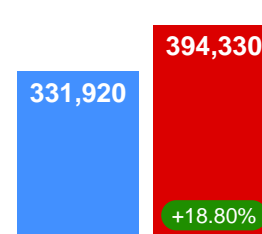
Pending Listings



List Price



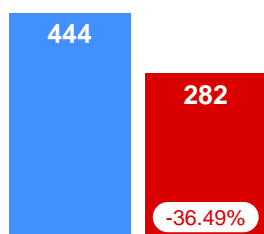
Sale Price



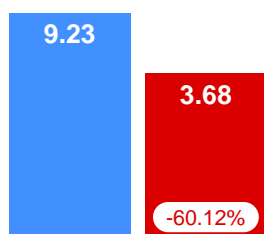
INVENTORY

AVERAGE SOLD/LIST RATIO & DOM

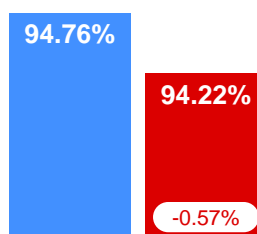
Active Inventory



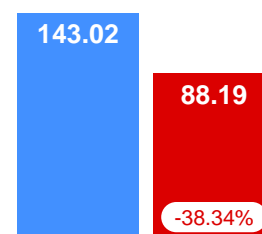
Monthly Supply of Inventory



Sale/List Ratio



Days on Market



Contact: Audrey Benson

Phone:

Email: office@rockieswest.com