

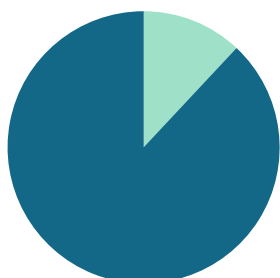
October 2020

Area Delimited by Areas Canal Flats, Invermere, Invermere Rural, Radium

MARKET SUMMARY

Report produced on Nov 05, 2020 for Audrey Benson

INVENTORY

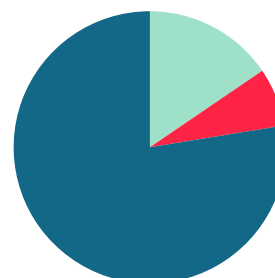


Inventory
 New Listings
69 = 11.98%
 Start Inventory
507
 Total Inventory Units
576
 Volume
\$227,969,746

Market Activity

Sold Listings
89 = 15.48%
 Other Off Market
40 = 6.96%
 Active Inventory
446 = 77.57%

MARKET ACTIVITY



Compared Metrics	October			Year to Date		
	2019	2020	+/-%	2019	2020	+/-%
Sold Listings	33	89	169.70%	358	542	51.40%
New Listings	50	69	38.00%	800	826	3.25%
Average List Price	313,400	346,950	10.71%	374,112	363,502	-2.84%
Average Sale Price	284,045	331,920	16.85%	342,389	339,058	-0.97%
Average Percent of Selling Price to List Price	90.84%	94.76%	4.32%	92.10%	92.67%	0.62%
Average Days on Market to Sale	175.09	143.02	-18.32%	154.81	175.39	13.29%
Monthly Inventory	650	446	-31.38%	650	446	-31.38%
Months Supply of Inventory	19.80	9.29	-53.07%	19.80	9.29	-53.07%

Absorption: Last 12 months, an Average of **48** Sales/Month

Inventory on October 31, 2020 = **446**

2019 2020

OCTOBER MARKET

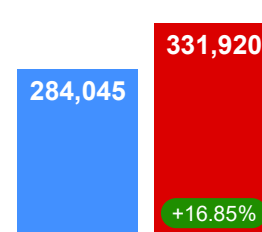
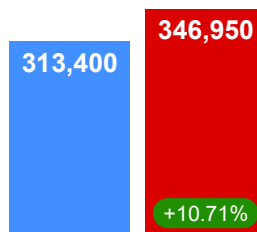
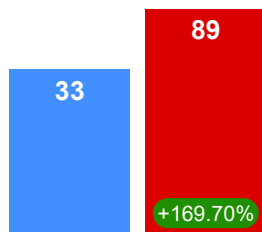
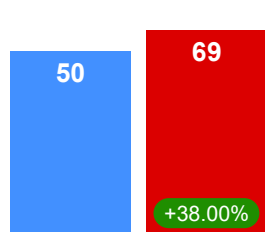
AVERAGE PRICES

New Listings

Pending Listings

List Price

Sale Price



INVENTORY

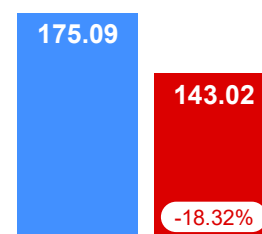
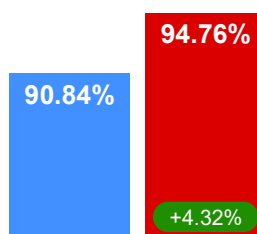
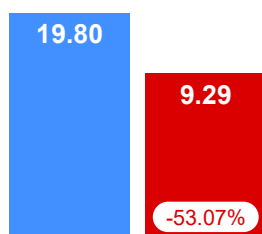
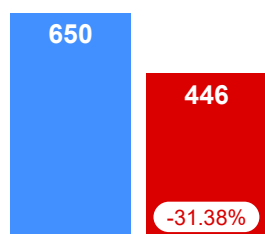
AVERAGE SOLD/LIST RATIO & DOM

Active Inventory

Monthly Supply of Inventory

Sale/List Ratio

Days on Market



Contact: Audrey Benson

Phone:

Email: audrey@rockieswest.com