

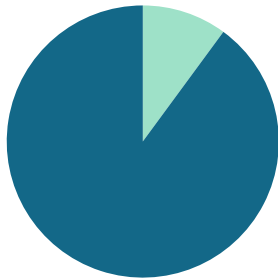
November 2024

Area Delimited by Sub Areas CF - Canal Flats, IN - Invermere, INRU - Canal Flats South, INRU - Dry Gulch to Radium, INRU - Edgewater North, INRU - Fairmont/Columbia Lake, INRU - Invermere Rural, INRU - Panorama, INRU - Windermere, RA - Radium Hot Springs; Division Kootenay

MARKET SUMMARY

Report produced on Dec 06, 2024 for Audrey Benson

INVENTORY

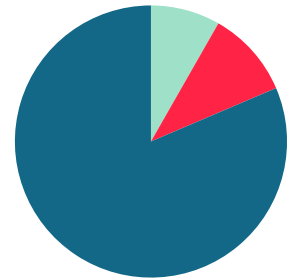


Inventory
 New Listings
46 = 10.09%
 Start Inventory
410
 Total Inventory Units
456
 Volume
\$264,673,212

Market Activity

Sold Listings
36 = 8.26%
 Other Off Market
45 = 10.32%
 Active Inventory
355 = 81.42%

MARKET ACTIVITY



Compared Metrics	November			Year to Date		
	2023	2024	+/-%	2023	2024	+/-%
Sold Listings	34	36	5.88%	480	465	-3.13%
New Listings	37	46	24.32%	858	923	7.58%
Average List Price	525,321	461,797	-12.09%	485,375	548,877	13.08%
Average Sale Price	491,653	431,992	-12.13%	455,327	518,253	13.82%
Average Percent of Selling Price to List Price	93.48%	92.33%	-1.24%	94.62%	93.96%	-0.70%
Average Days on Market to Sale	111.97	102.06	-8.86%	84.80	89.88	5.99%
Monthly Inventory	258	355	37.60%	258	355	37.60%
Months Supply of Inventory	6.22	8.93	43.65%	6.22	8.93	43.65%

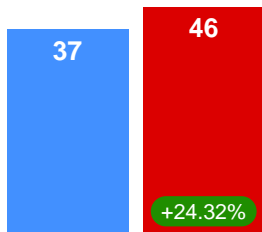
Absorption: Last 12 months, an Average of **40** Sales/Month

Inventory on November 30, 2024 = **355** 2023 2024

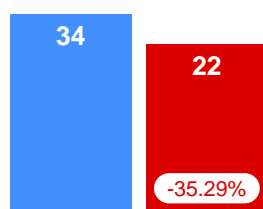
NOVEMBER MARKET

AVERAGE PRICES

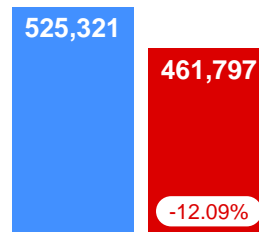
New Listings



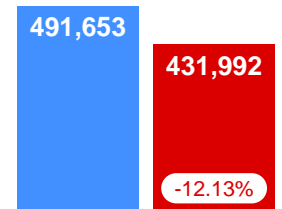
Pending Listings



List Price



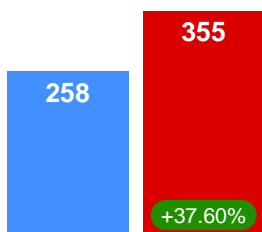
Sale Price



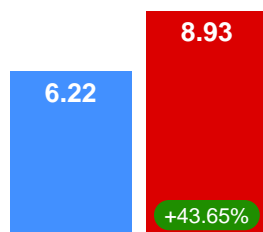
INVENTORY

AVERAGE SOLD/LIST RATIO & DOM

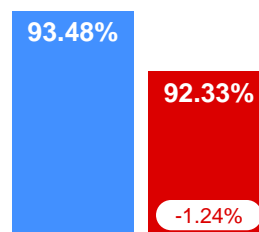
Active Inventory



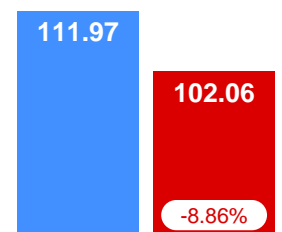
Monthly Supply of Inventory



Sale/List Ratio



Days on Market



Contact: Audrey Benson

Phone:

Email: office@rockieswest.com