

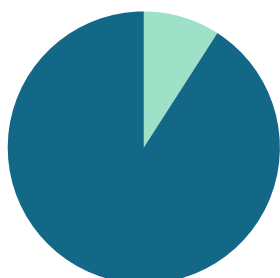
November 2023

Area Delimited by Areas Canal Flats, Invermere, Invermere Rural, Radium

MARKET SUMMARY

Report produced on Dec 11, 2023 for Audrey Benson

INVENTORY



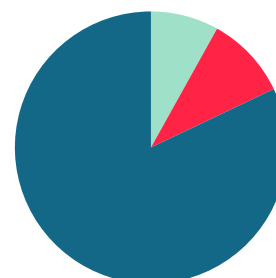
Inventory

- New Listings
36 = 9.09%
- Start Inventory
360
- Total Inventory Units
396
- Volume
\$216,335,926

Market Activity

- Sold Listings
32 = 8.08%
- Other Off Market
39 = 9.85%
- Active Inventory
325 = 82.07%

MARKET ACTIVITY



Compared Metrics	November			Year to Date		
	2022	2023	+/-%	2022	2023	+/-%
Sold Listings	33	32	-3.03%	575	473	-17.74%
New Listings	61	36	-40.98%	921	829	-9.99%
Average List Price	422,464	499,559	18.25%	446,822	486,914	8.97%
Average Sale Price	398,236	467,382	17.36%	430,998	456,753	5.98%
Average Percent of Selling Price to List Price	93.59%	93.41%	-0.20%	97.17%	94.70%	-2.54%
Average Days on Market to Sale	76.58	114.84	49.97%	70.74	85.96	21.52%
Monthly Inventory	322	325	0.93%	322	325	0.93%
Months Supply of Inventory	6.36	7.94	24.98%	6.36	7.94	24.98%

Absorption: Last 12 months, an Average of **41** Sales/Month

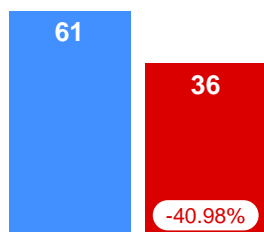
Inventory on November 30, 2023 = **325**

2022 **2023**

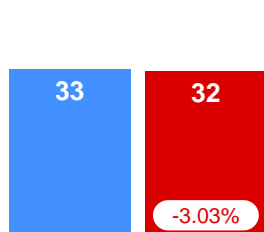
NOVEMBER MARKET

AVERAGE PRICES

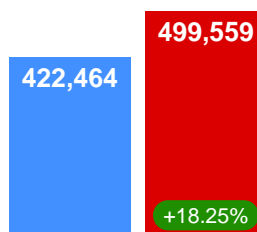
New Listings



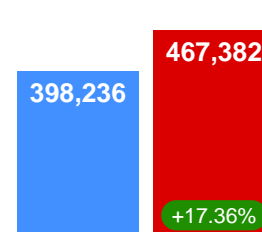
Pending Listings



List Price



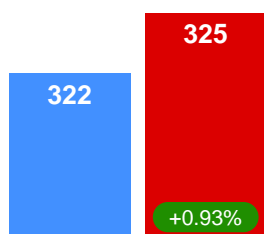
Sale Price



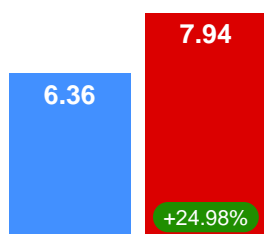
INVENTORY

AVERAGE SOLD/LIST RATIO & DOM

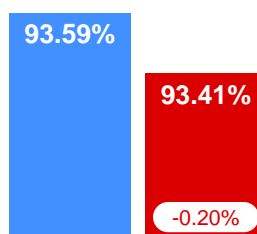
Active Inventory



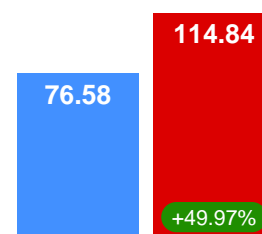
Monthly Supply of Inventory



Sale/List Ratio



Days on Market



Contact: Audrey Benson

Phone:

Email: office@rockieswest.com