

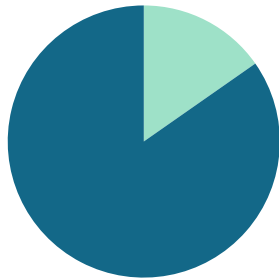
November 2022

Area Delimited by Areas Canal Flats, Invermere, Invermere Rural, Radium

MARKET SUMMARY

Report produced on Dec 06, 2022 for Audrey Benson

INVENTORY



Inventory

- New Listings
61 = 15.29%
- Start Inventory
338
- Total Inventory Units
399
- Volume
\$215,150,434

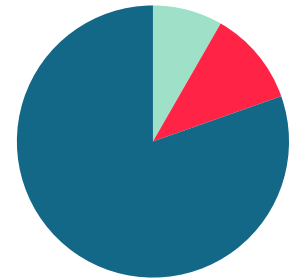
Market Activity

Sold Listings
33 = 8.29%

Other Off Market
45 = 11.31%

Active Inventory
320 = 80.40%

MARKET ACTIVITY



Compared Metrics	2021	November 2022	+/- %	2021	Year to Date 2022	+/- %
Sold Listings	51	33	-35.29%	857	575	-32.91%
New Listings	69	61	-11.59%	1,042	925	-11.23%
Average List Price	392,699	422,464	7.58%	387,927	446,822	15.18%
Average Sale Price	370,212	398,236	7.57%	372,792	430,998	15.61%
Average Percent of Selling Price to List Price	95.24%	93.59%	-1.72%	96.32%	97.17%	0.88%
Average Days on Market to Sale	117.20	76.58	-34.66%	108.54	70.74	-34.83%
Monthly Inventory	241	320	32.78%	241	320	32.78%
Months Supply of Inventory	3.18	6.32	98.73%	3.18	6.32	98.73%

Absorption: Last 12 months, an Average of **51** Sales/Month

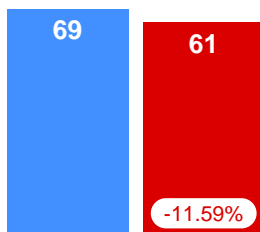
Inventory on November 30, 2022 = **320**

2021 **2022**

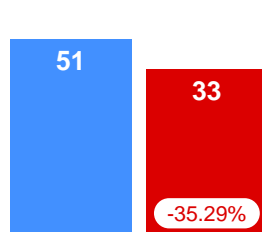
NOVEMBER MARKET

AVERAGE PRICES

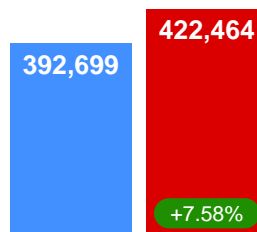
New Listings



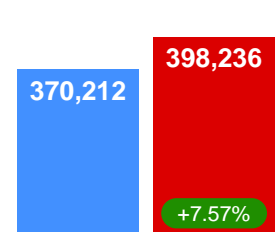
Pending Listings



List Price



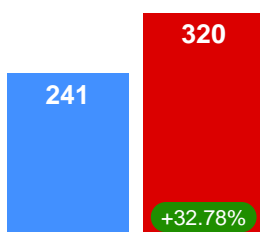
Sale Price



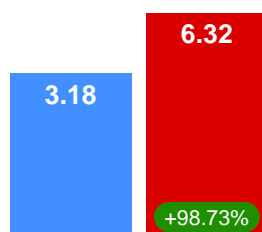
INVENTORY

AVERAGE SOLD/LIST RATIO & DOM

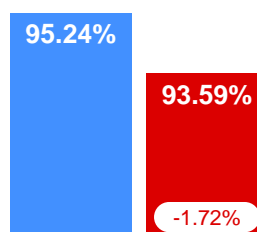
Active Inventory



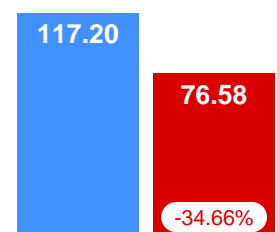
Monthly Supply of Inventory



Sale/List Ratio



Days on Market



Contact: Audrey Benson

Phone:

Email: office@rockieswest.com