

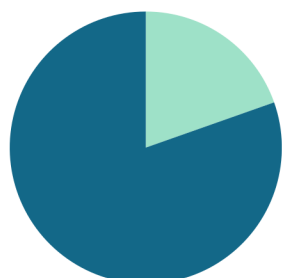
# November 2021

Area Delimited by Areas Canal Flats, Invermere, Invermere Rural, Radium

## MARKET SUMMARY

Report produced on Dec 06, 2021 for Audrey Benson

### INVENTORY



### Inventory

- New Listings  
**69 = 19.60%**
- Start Inventory  
**283**
- Total Inventory Units  
**352**
- Volume  
**\$166,085,672**

### Market Activity

- Sold Listings  
**50 = 14.20%**
- Other Off Market  
**64 = 18.18%**
- Active Inventory  
**238 = 67.61%**

### MARKET ACTIVITY



Compared Metrics	November			Year to Date		
	2020	2021	+/-%	2020	2021	+/-%
Sold Listings	60	50	-16.67%	603	856	41.96%
New Listings	54	69	27.78%	878	1,042	18.68%
Average List Price	484,068	389,573	-19.52%	375,164	387,739	3.35%
Average Sale Price	449,267	366,636	-18.39%	349,716	372,586	6.54%
Average Percent of Selling Price to List Price	93.29%	95.14%	1.98%	92.74%	96.32%	3.86%
Average Days on Market to Sale	160.52	115.88	-27.81%	173.92	108.46	-37.64%
Monthly Inventory	404	238	-41.09%	404	238	-41.09%
Months Supply of Inventory	7.83	3.14	-59.88%	7.83	3.14	-59.88%

**Absorption:** Last 12 months, an Average of **76** Sales/Month

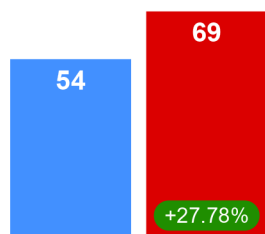
**Inventory** on November 30, 2021 = **238**

2020 2021

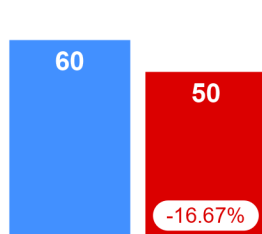
### NOVEMBER MARKET

### AVERAGE PRICES

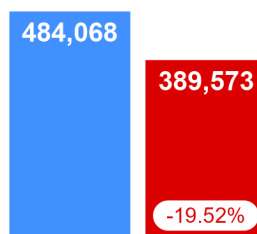
#### New Listings



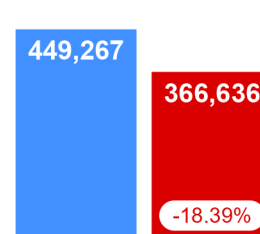
#### Pending Listings



#### List Price



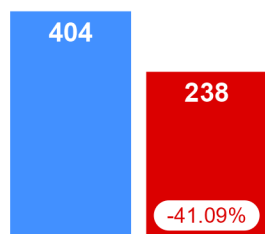
#### Sale Price



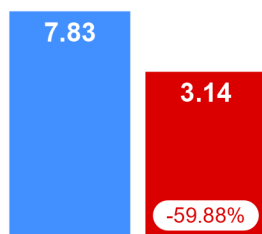
### INVENTORY

### AVERAGE SOLD/LIST RATIO & DOM

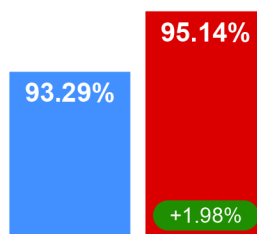
#### Active Inventory



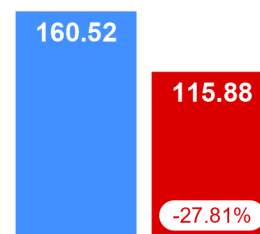
#### Monthly Supply of Inventory



#### Sale/List Ratio



#### Days on Market



Contact: Audrey Benson

Phone:

Email: [office@rockieswest.com](mailto:office@rockieswest.com)