

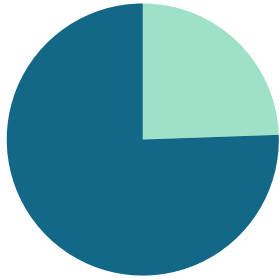
May 2026

Area Delimited by Sub Areas CF - Canal Flats, IN - Invermere, INRU - Canal Flats South, INRU - Dry Gulch to Radium, INRU - Edgewater North, INRU - Fairmont/Columbia Lake, INRU - Invermere Rural, INRU - Panorama, INRU - Windermere, RA - Radium Hot Springs; Division Kootenay

MARKET SUMMARY

Report produced on Jun 09, 2026 for Audrey Benson

INVENTORY

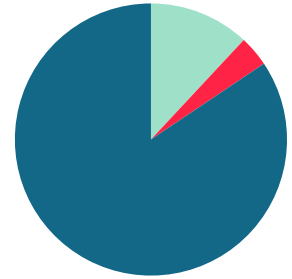


Inventory
 New Listings
122 = 24.45%
 Start Inventory
377
 Total Inventory Units
499
 Volume
\$323,042,889

Market Activity

Sold Listings
59 = 11.94%
 Other Off Market
18 = 3.64%
 Active Inventory
417 = 84.41%

MARKET ACTIVITY



Compared Metrics	May			Year to Date		
	2025	2026	+/-%	2025	2026	+/-%
Sold Listings	60	59	-1.67%	225	194	-13.78%
New Listings	131	122	-6.87%	501	434	-13.37%
Average List Price	656,648	528,063	-19.58%	555,741	571,630	2.86%
Average Sale Price	622,172	498,049	-19.95%	525,235	542,649	3.32%
Average Percent of Selling Price to List Price	95.38%	94.60%	-0.82%	95.42%	94.61%	-0.85%
Average Days on Market to Sale	61.42	68.15	10.97%	87.29	93.95	7.63%
Monthly Inventory	451	417	-7.54%	451	417	-7.54%
Months Supply of Inventory	10.87	10.23	-5.84%	10.87	10.23	-5.84%

Absorption: Last 12 months, an Average of **41** Sales/Month

Inventory on May 31, 2026 = **417**

2025 **2026**

MAY MARKET

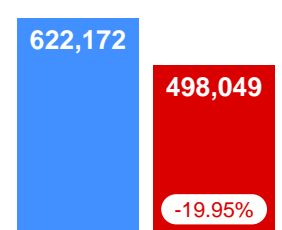
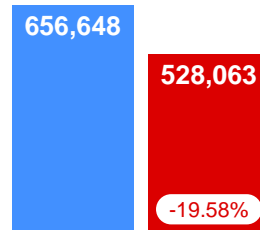
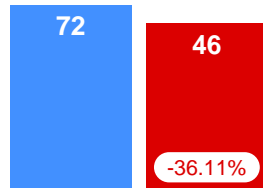
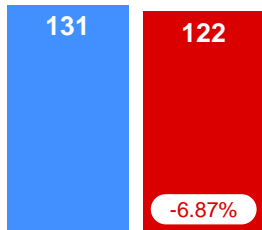
AVERAGE PRICES

New Listings

Pending Listings

List Price

Sale Price



INVENTORY

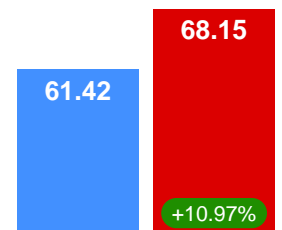
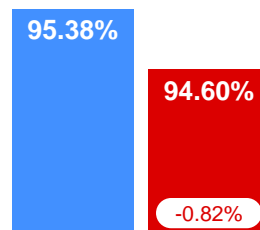
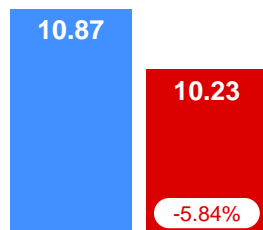
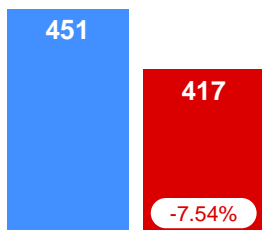
AVERAGE SOLD/LIST RATIO & DOM

Active Inventory

Monthly Supply of Inventory

Sale/List Ratio

Days on Market



Contact: Audrey Benson

Phone: 250-421-3262

Email: admin@rockieswest.com