

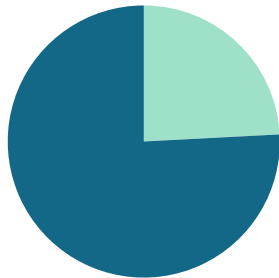
## May 2025

Area Delimited by Sub Areas CF - Canal Flats, IN - Invermere, INRU - Canal Flats South, INRU - Dry Gulch to Radium, INRU - Edgewater North, INRU - Fairmont/Columbia Lake, INRU - Invermere Rural, INRU - Panorama, INRU - Windermere, RA - Radium Hot Springs; Division Kootenay

### MARKET SUMMARY

Report produced on Jun 09, 2025 for Audrey Benson

#### INVENTORY



#### Inventory

New Listings  
**131 = 24.17%**

Start Inventory  
**411**

Total Inventory Units  
**542**

Volume  
**\$351,111,814**

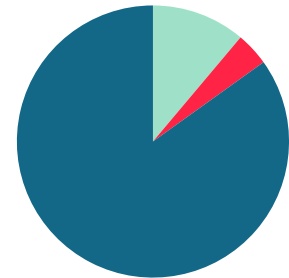
#### Market Activity

Sold Listings  
**59 = 11.13%**

Other Off Market  
**21 = 3.96%**

Active Inventory  
**450 = 84.91%**

#### MARKET ACTIVITY



Compared Metrics	May			Year to Date		
	2024	2025	+/-%	2024	2025	+/-%
Sold Listings	62	59	-4.84%	214	225	5.14%
New Listings	131	131	0.00%	481	501	4.16%
Average List Price	686,271	664,134	-3.23%	566,163	555,897	-1.81%
Average Sale Price	649,598	629,327	-3.12%	538,630	525,324	-2.47%
Average Percent of Selling Price to List Price	95.69%	95.42%	-0.28%	94.32%	95.40%	1.15%
Average Days on Market to Sale	79.92	61.63	-22.89%	84.79	88.40	4.26%
Monthly Inventory	501	450	-10.18%	501	450	-10.18%
Months Supply of Inventory	11.95	10.84	-9.28%	11.95	10.84	-9.28%

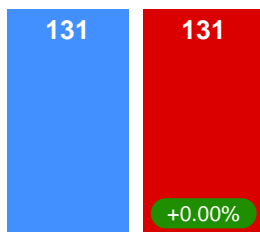
**Absorption:** Last 12 months, an Average of **42** Sales/Month

**Inventory** on May 31, 2025 = **450**

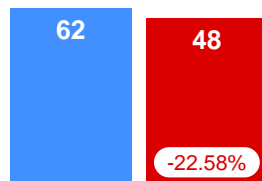
2024 2025

#### MAY MARKET

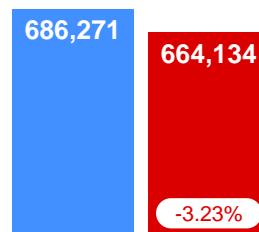
##### New Listings



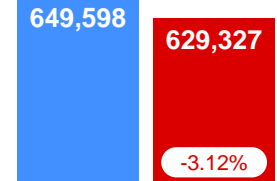
##### Pending Listings



##### List Price

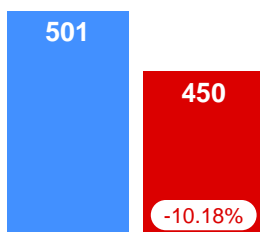


##### Sale Price

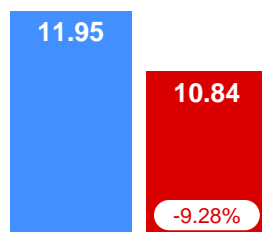


#### INVENTORY

##### Active Inventory

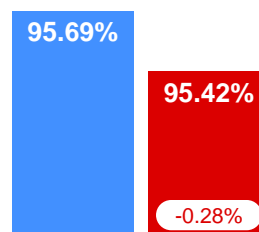


##### Monthly Supply of Inventory

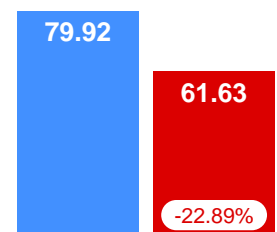


#### AVERAGE SOLD/LIST RATIO & DOM

##### Sale/List Ratio



##### Days on Market



Contact: Audrey Benson

Phone: 250-421-3262

Email: admin@rockieswest.com