

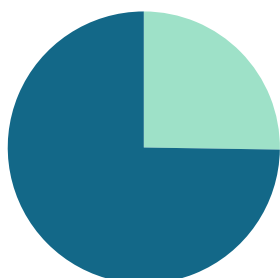
May 2024

Area Delimited by Areas Canal Flats, Invermere, Invermere Rural, Radium

MARKET SUMMARY

Report produced on Jun 05, 2024 for Audrey Benson

INVENTORY

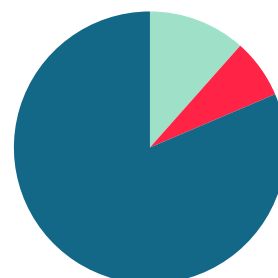


Inventory
 New Listings
129 = 25.24%
 Start Inventory
382
 Total Inventory Units
511
 Volume
\$291,302,403

Market Activity

Sold Listings
59 = 11.55%
 Other Off Market
36 = 7.05%
 Active Inventory
416 = 81.41%

MARKET ACTIVITY



Compared Metrics	May			Year to Date		
	2023	2024	+/-%	2023	2024	+/-%
Sold Listings	52	59	13.46%	201	207	2.99%
New Listings	125	129	3.20%	396	472	19.19%
Average List Price	581,310	625,759	7.65%	474,919	542,077	14.14%
Average Sale Price	552,965	602,807	9.01%	449,645	518,905	15.40%
Average Percent of Selling Price to List Price	95.22%	96.11%	0.93%	94.31%	94.61%	0.32%
Average Days on Market to Sale	64.81	73.54	13.48%	80.71	82.98	2.81%
Monthly Inventory	374	416	11.23%	374	416	11.23%
Months Supply of Inventory	9.53	10.17	6.70%	9.53	10.17	6.70%

Absorption: Last 12 months, an Average of **41** Sales/Month

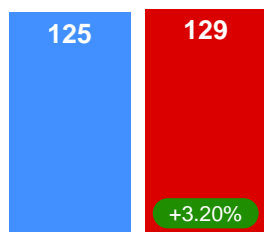
Inventory on May 31, 2024 = **416**

2023 **2024**

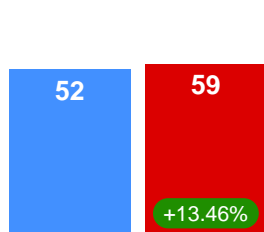
MAY MARKET

AVERAGE PRICES

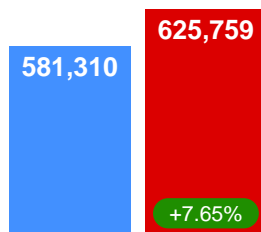
New Listings



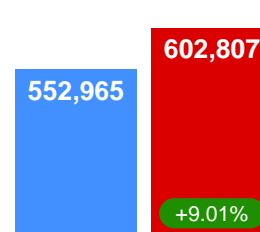
Pending Listings



List Price



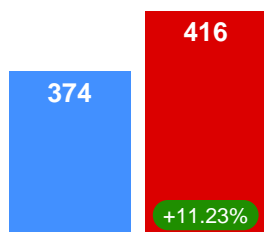
Sale Price



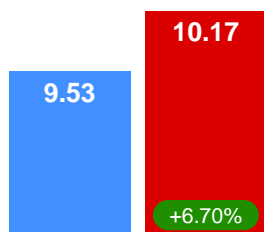
INVENTORY

AVERAGE SOLD/LIST RATIO & DOM

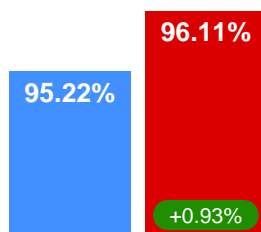
Active Inventory



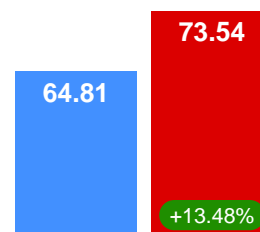
Monthly Supply of Inventory



Sale/List Ratio



Days on Market



Contact: Audrey Benson

Phone:

Email: office@rockieswest.com