

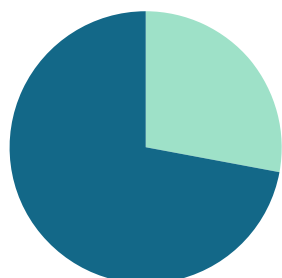
May 2023

Area Delimited by Areas Canal Flats, Invermere, Invermere Rural, Radium

MARKET SUMMARY

Report produced on Jun 05, 2023 for Audrey Benson

INVENTORY

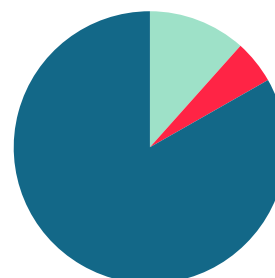


Inventory
 New Listings
125 = 27.90%
 Start Inventory
323
 Total Inventory Units
448
 Volume
\$259,735,499

Market Activity

Sold Listings
52 = 11.61%
 Other Off Market
23 = 5.13%
 Active Inventory
373 = 83.26%

MARKET ACTIVITY



Compared Metrics	May			Year to Date		
	2022	2023	+/-%	2022	2023	+/-%
Sold Listings	57	52	-8.77%	323	201	-37.77%
New Listings	90	125	38.89%	459	396	-13.73%
Average List Price	541,673	581,310	7.32%	420,092	474,919	13.05%
Average Sale Price	541,653	552,965	2.09%	414,847	449,645	8.39%
Average Percent of Selling Price to List Price	100.32%	95.22%	-5.08%	99.16%	94.31%	-4.89%
Average Days on Market to Sale	52.09	64.81	24.42%	79.24	80.71	1.86%
Monthly Inventory	293	373	27.30%	293	373	27.30%
Months Supply of Inventory	4.53	9.50	109.74%	4.53	9.50	109.74%

Absorption: Last 12 months, an Average of **39** Sales/Month

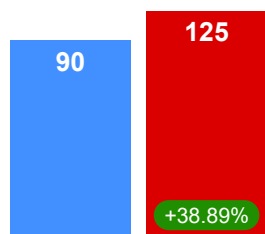
Inventory on May 31, 2023 = **373**

2022 **2023**

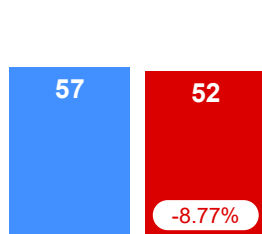
MAY MARKET

AVERAGE PRICES

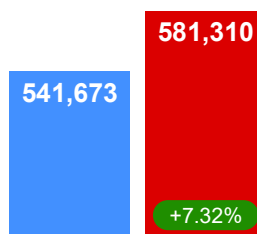
New Listings



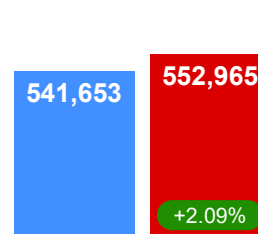
Pending Listings



List Price



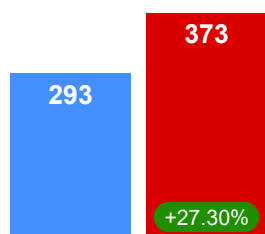
Sale Price



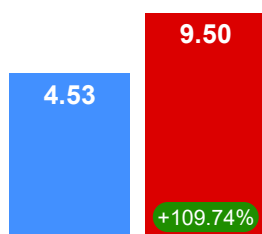
INVENTORY

AVERAGE SOLD/LIST RATIO & DOM

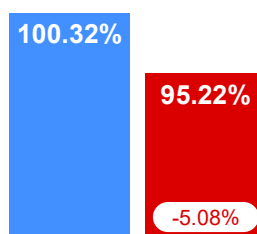
Active Inventory



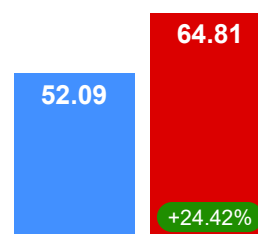
Monthly Supply of Inventory



Sale/List Ratio



Days on Market



Contact: Audrey Benson

Phone:

Email: office@rockieswest.com