

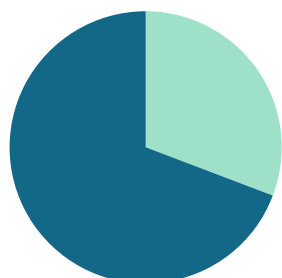
# May 2021

Area Delimited by Areas Canal Flats, Invermere, Invermere Rural, Radium

## MARKET SUMMARY

Report produced on Jun 07, 2021 for Audrey Benson

### INVENTORY

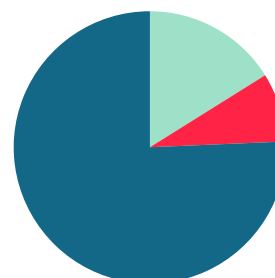


**Inventory**  
 New Listings  
**143 = 30.75%**  
 Start Inventory  
**322**  
 Total Inventory Units  
**465**  
 Volume  
**\$200,969,617**

### Market Activity

Sold Listings  
**75 = 16.13%**  
 Other Off Market  
**38 = 8.17%**  
 Active Inventory  
**352 = 75.70%**

### MARKET ACTIVITY



Compared Metrics	May			Year to Date		
	2020	2021	+/-%	2020	2021	+/-%
Sold Listings	24	75	212.50%	122	438	259.02%
New Listings	75	143	90.67%	409	545	33.25%
Average List Price	347,837	378,531	8.82%	339,120	382,716	12.86%
Average Sale Price	307,175	371,291	20.87%	309,910	370,822	19.65%
Average Percent of Selling Price to List Price	89.18%	97.78%	9.65%	91.29%	97.23%	6.50%
Average Days on Market to Sale	194.17	122.27	-37.03%	190.79	132.58	-30.51%
Monthly Inventory	617	352	-42.95%	617	352	-42.95%
Months Supply of Inventory	21.28	4.35	-79.57%	21.28	4.35	-79.57%

**Absorption:** Last 12 months, an Average of **81** Sales/Month

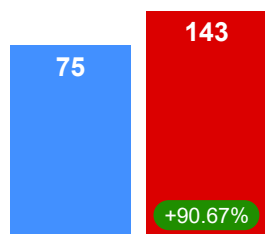
**Inventory** on May 31, 2021 = **352**

**2020** **2021**

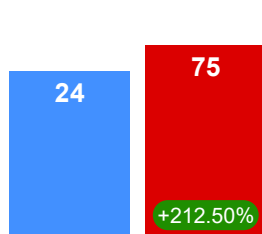
### MAY MARKET

### AVERAGE PRICES

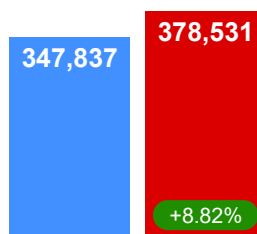
#### New Listings



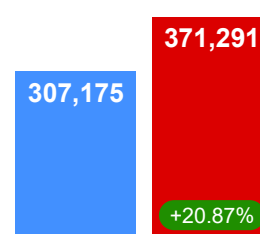
#### Pending Listings



#### List Price



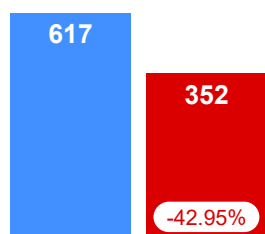
#### Sale Price



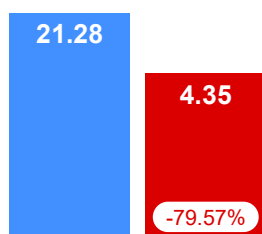
### INVENTORY

### AVERAGE SOLD/LIST RATIO & DOM

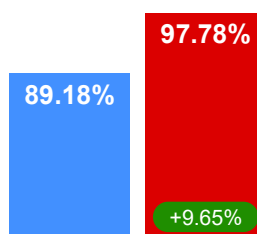
#### Active Inventory



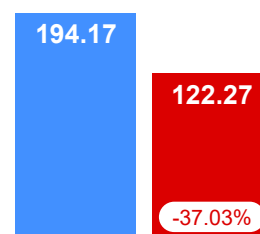
#### Monthly Supply of Inventory



#### Sale/List Ratio



#### Days on Market



Contact: Audrey Benson

Phone:

Email: [office@rockieswest.com](mailto:office@rockieswest.com)