

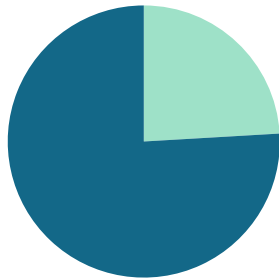
March 2026

Area Delimited by Sub Areas CF - Canal Flats, IN - Invermere, INRU - Canal Flats South, INRU - Dry Gulch to Radium, INRU - Edgewater North, INRU - Fairmont/Columbia Lake, INRU - Invermere Rural, INRU - Panorama, INRU - Windermere, RA - Radium Hot Springs; Division Kootenay

MARKET SUMMARY

Report produced on Apr 08, 2026 for Audrey Benson

INVENTORY

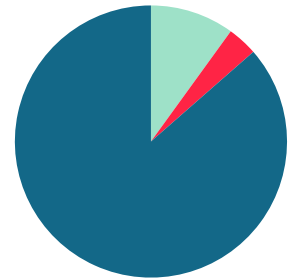


Inventory
 New Listings
97 = 24.07%
 Start Inventory
306
 Total Inventory Units
403
 Volume
\$251,690,241

Market Activity

Sold Listings
39 = 9.97%
 Other Off Market
14 = 3.58%
 Active Inventory
338 = 86.45%

MARKET ACTIVITY



Compared Metrics	March			Year to Date		
	2025	2026	+/-%	2025	2026	+/-%
Sold Listings	48	39	-18.75%	115	83	-27.83%
New Listings	94	97	3.19%	256	196	-23.44%
Average List Price	504,219	690,882	37.02%	494,527	593,808	20.08%
Average Sale Price	481,129	660,969	37.38%	472,084	561,800	19.00%
Average Percent of Selling Price to List Price	95.53%	94.97%	-0.60%	95.63%	94.22%	-1.48%
Average Days on Market to Sale	96.52	105.59	9.40%	97.00	113.00	16.49%
Monthly Inventory	388	338	-12.89%	388	338	-12.89%
Months Supply of Inventory	9.29	8.31	-10.57%	9.29	8.31	-10.57%

Absorption: Last 12 months, an Average of **41** Sales/Month

Inventory on March 31, 2026 = **338**

2025 **2026**

MARCH MARKET

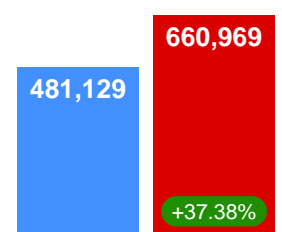
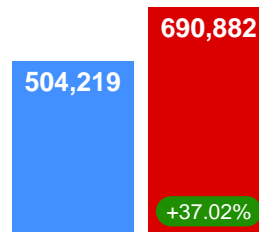
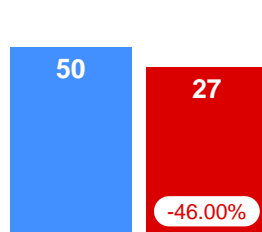
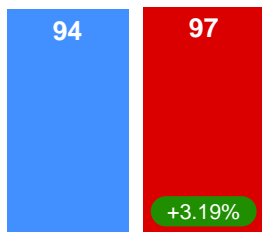
AVERAGE PRICES

New Listings

Pending Listings

List Price

Sale Price



INVENTORY

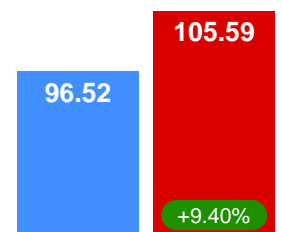
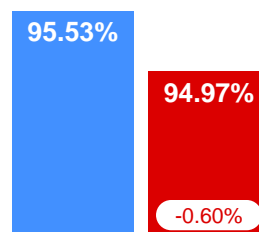
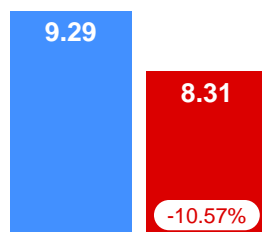
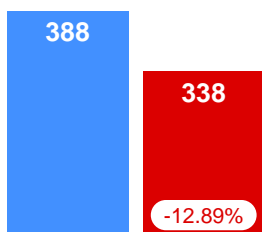
AVERAGE SOLD/LIST RATIO & DOM

Active Inventory

Monthly Supply of Inventory

Sale/List Ratio

Days on Market



Contact: Audrey Benson

Phone: 250-421-3262

Email: admin@rockieswest.com