

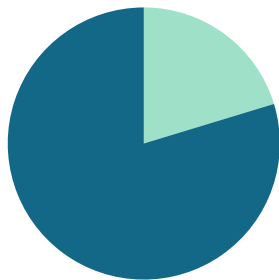
## March 2025

Area Delimited by Sub Areas CF - Canal Flats, IN - Invermere, INRU - Canal Flats South, INRU - Dry Gulch to Radium, INRU - Edgewater North, INRU - Fairmont/Columbia Lake, INRU - Invermere Rural, INRU - Panorama, INRU - Windermere, RA - Radium Hot Springs; Division Kootenay

### MARKET SUMMARY

Report produced on Apr 08, 2025 for Audrey Benson

#### INVENTORY



#### Inventory

New Listings  
**94 = 20.30%**

Start Inventory  
**369**

Total Inventory Units  
**463**

Volume  
**\$261,709,601**

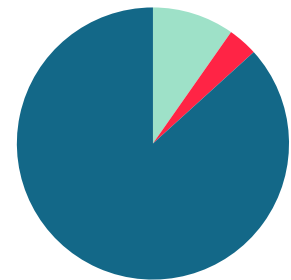
#### Market Activity

Sold Listings  
**44 = 9.73%**

Other Off Market  
**16 = 3.54%**

Active Inventory  
**392 = 86.73%**

#### MARKET ACTIVITY



Compared Metrics	March			Year to Date		
	2024	2025	+/- %	2024	2025	+/- %
Sold Listings	40	44	10.00%	101	112	10.89%
New Listings	103	94	-8.74%	232	256	10.34%
Average List Price	527,040	532,561	1.05%	507,722	503,133	-0.90%
Average Sale Price	498,385	506,436	1.62%	481,293	479,452	-0.38%
Average Percent of Selling Price to List Price	93.94%	94.56%	0.65%	93.51%	95.18%	1.79%
Average Days on Market to Sale	87.33	99.07	13.45%	97.84	99.83	2.03%
Monthly Inventory	389	392	0.77%	389	392	0.77%
Months Supply of Inventory	9.41	9.45	0.37%	9.41	9.45	0.37%

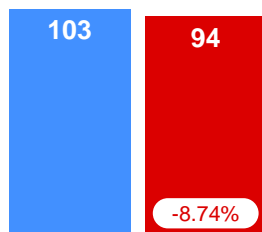
**Absorption:** Last 12 months, an Average of **42** Sales/Month

**Inventory** on March 31, 2025 = **392**


2024 2025

#### MARCH MARKET

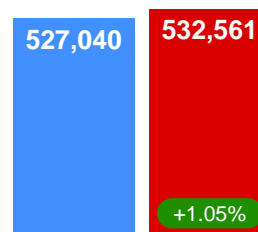
##### New Listings



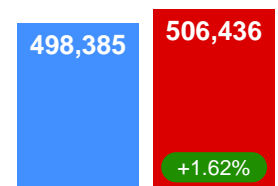
##### Pending Listings



##### List Price

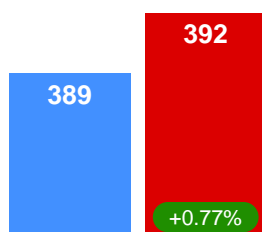


##### Sale Price

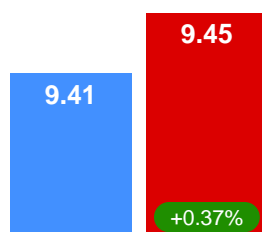


#### INVENTORY

##### Active Inventory

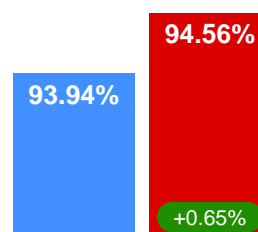


##### Monthly Supply of Inventory

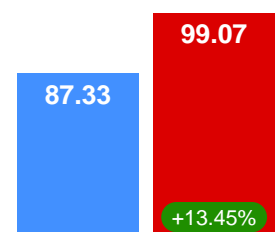


#### AVERAGE SOLD/LIST RATIO & DOM

##### Sale/List Ratio



##### Days on Market



Contact: Audrey Benson

Phone:

Email: [office@rockieswest.com](mailto:office@rockieswest.com)