

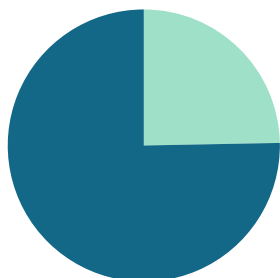
# March 2024

Area Delimited by Areas Canal Flats, Invermere, Invermere Rural, Radium

## MARKET SUMMARY

Report produced on Apr 05, 2024 for Audrey Benson

### INVENTORY

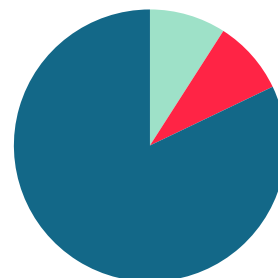


**Inventory**  
 New Listings  
**101 = 24.69%**  
 Start Inventory  
**308**  
 Total Inventory Units  
**409**  
 Volume  
**\$217,112,409**

### Market Activity

Sold Listings  
**37 = 9.07%**  
 Other Off Market  
**36 = 8.82%**  
 Active Inventory  
**335 = 82.11%**

### MARKET ACTIVITY



Compared Metrics	March			Year to Date		
	2023	2024	+/-%	2023	2024	+/-%
Sold Listings	35	37	5.71%	95	97	2.11%
New Listings	84	101	20.24%	176	226	28.41%
Average List Price	538,581	529,265	-1.73%	426,478	491,866	15.33%
Average Sale Price	503,680	503,659	0.00%	398,972	466,140	16.84%
Average Percent of Selling Price to List Price	93.68%	94.79%	1.19%	93.29%	93.92%	0.68%
Average Days on Market to Sale	83.37	80.05	-3.98%	85.95	95.14	10.70%
Monthly Inventory	301	335	11.30%	301	335	11.30%
Months Supply of Inventory	7.25	8.25	13.81%	7.25	8.25	13.81%

**Absorption:** Last 12 months, an Average of **41** Sales/Month

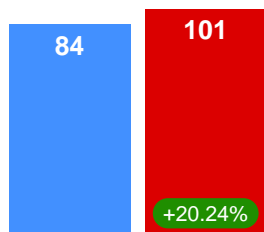
**Inventory** on March 31, 2024 = **335**

**2023** **2024**


### MARCH MARKET

### AVERAGE PRICES

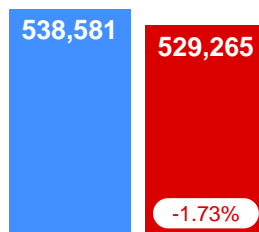
#### New Listings




#### Pending Listings



#### List Price



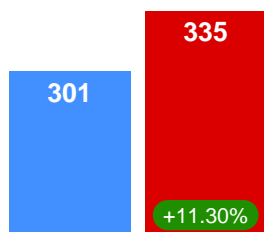
#### Sale Price



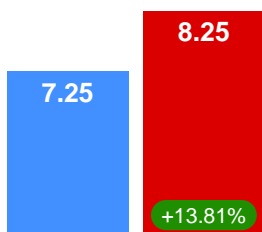
### INVENTORY

### AVERAGE SOLD/LIST RATIO & DOM

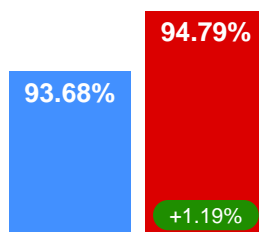
#### Active Inventory



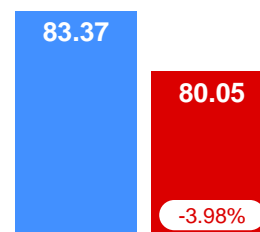
#### Monthly Supply of Inventory



#### Sale/List Ratio



#### Days on Market



Contact: Audrey Benson

Phone:

Email: office@rockieswest.com