

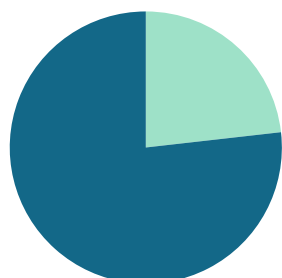
March 2023

Area Delimited by Areas Canal Flats, Invermere, Invermere Rural, Radium

MARKET SUMMARY

Report produced on Apr 05, 2023 for Audrey Benson

INVENTORY

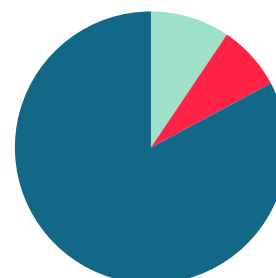


Inventory
 New Listings
84 = 23.20%
 Start Inventory
278
 Total Inventory Units
362
 Volume
\$192,013,129

Market Activity

Sold Listings
34 = 9.42%
 Other Off Market
28 = 7.76%
 Active Inventory
299 = 82.83%

MARKET ACTIVITY



Compared Metrics	March			Year to Date		
	2022	2023	+/-%	2022	2023	+/-%
Sold Listings	77	34	-55.84%	190	93	-51.05%
New Listings	108	84	-22.22%	253	176	-30.43%
Average List Price	394,848	531,337	34.57%	394,137	423,490	7.45%
Average Sale Price	386,486	495,994	28.33%	385,551	395,779	2.65%
Average Percent of Selling Price to List Price	97.48%	93.57%	-4.01%	98.68%	93.22%	-5.53%
Average Days on Market to Sale	94.92	83.79	-11.72%	100.31	87.04	-13.22%
Monthly Inventory	257	299	16.34%	257	299	16.34%
Months Supply of Inventory	3.73	7.23	93.98%	3.73	7.23	93.98%

Absorption: Last 12 months, an Average of **41** Sales/Month

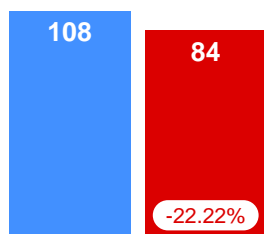
Inventory on March 31, 2023 = **299**

2022 **2023**

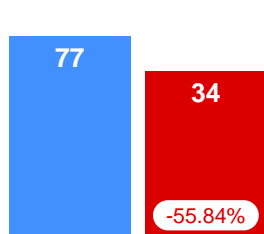
MARCH MARKET

AVERAGE PRICES

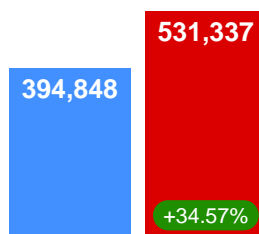
New Listings



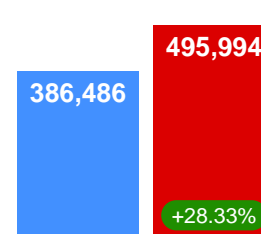
Pending Listings



List Price



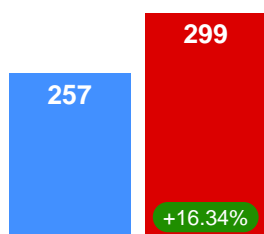
Sale Price



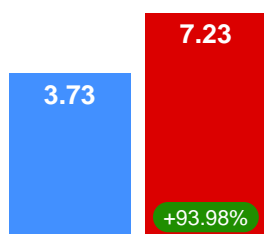
INVENTORY

AVERAGE SOLD/LIST RATIO & DOM

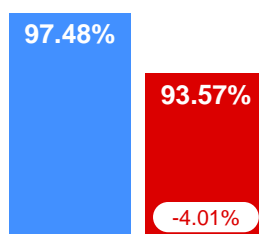
Active Inventory



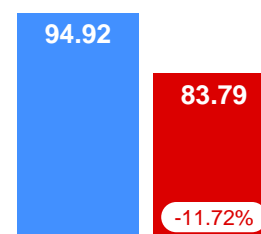
Monthly Supply of Inventory



Sale/List Ratio



Days on Market



Contact: Audrey Benson

Phone:

Email: office@rockieswest.com