

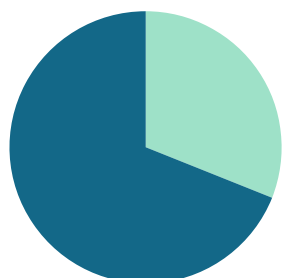
March 2022

Area Delimited by Areas Canal Flats, Invermere, Invermere Rural, Radium

MARKET SUMMARY

Report produced on Apr 11, 2022 for Audrey Benson

INVENTORY



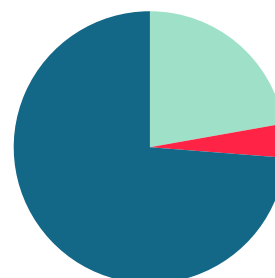
Inventory

- New Listings
108 = 31.03%
- Start Inventory
240
- Total Inventory Units
348
- Volume
\$172,272,833

Market Activity

- Sold Listings
77 = 22.19%
- Other Off Market
14 = 4.03%
- Active Inventory
256 = 73.78%

MARKET ACTIVITY



Compared Metrics	March			Year to Date		
	2021	2022	+/-%	2021	2022	+/-%
Sold Listings	108	77	-28.70%	253	190	-24.90%
New Listings	126	108	-14.29%	272	254	-6.62%
Average List Price	391,368	394,848	0.89%	374,961	394,137	5.11%
Average Sale Price	379,329	386,486	1.89%	362,059	385,551	6.49%
Average Percent of Selling Price to List Price	97.11%	97.48%	0.38%	96.88%	98.68%	1.86%
Average Days on Market to Sale	111.80	94.92	-15.09%	145.56	100.31	-31.09%
Monthly Inventory	343	256	-25.36%	343	256	-25.36%
Months Supply of Inventory	4.97	3.71	-25.27%	4.97	3.71	-25.27%

Absorption: Last 12 months, an Average of **69** Sales/Month

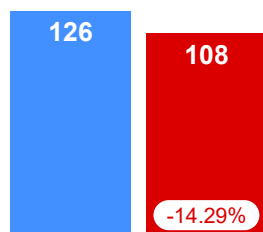
Inventory on March 31, 2022 = **256**

2021 2022

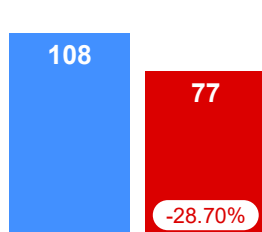
MARCH MARKET

AVERAGE PRICES

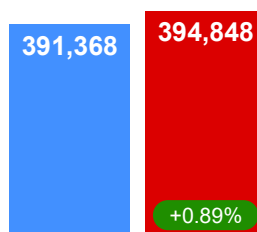
New Listings



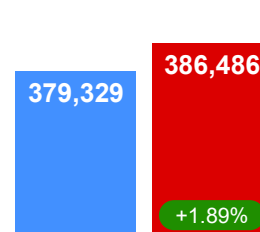
Pending Listings



List Price



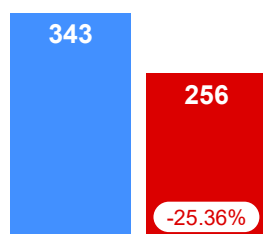
Sale Price



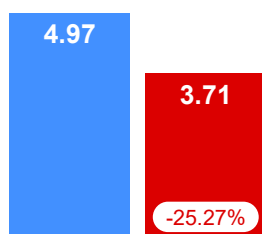
INVENTORY

AVERAGE SOLD/LIST RATIO & DOM

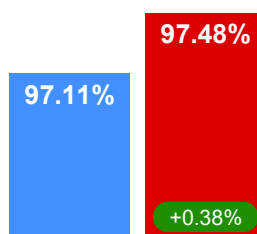
Active Inventory



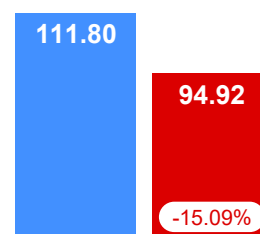
Monthly Supply of Inventory



Sale/List Ratio



Days on Market



Contact: Audrey Benson

Phone:

Email: office@rockieswest.com