

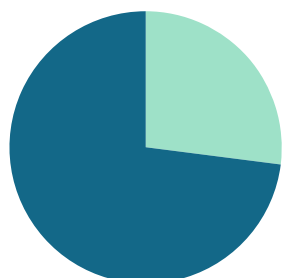
# March 2021

Area Delimited by Areas Canal Flats, Invermere, Invermere Rural, Radium

## MARKET SUMMARY

Report produced on Apr 07, 2021 for Audrey Benson

### INVENTORY



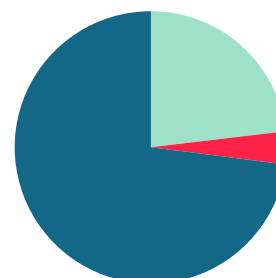
### Inventory

- New Listings  
**125 = 27.00%**
- Start Inventory  
**338**
- Total Inventory Units  
**463**
- Volume  
**\$194,579,093**

### Market Activity

- Sold Listings  
**107 = 23.11%**
- Other Off Market  
**18 = 3.89%**
- Active Inventory  
**338 = 73.00%**

### MARKET ACTIVITY



Compared Metrics	March			Year to Date		
	2020	2021	+/-%	2020	2021	+/-%
Sold Listings	34	107	214.71%	81	253	212.35%
New Listings	126	125	-0.79%	258	271	5.04%
Average List Price	311,626	389,232	24.90%	336,793	372,764	10.68%
Average Sale Price	291,925	377,038	29.16%	311,911	359,843	15.37%
Average Percent of Selling Price to List Price	92.81%	97.01%	4.53%	92.14%	96.85%	5.12%
Average Days on Market to Sale	180.71	114.79	-36.47%	185.47	146.40	-21.06%
Monthly Inventory	605	338	-44.13%	605	338	-44.13%
Months Supply of Inventory	18.20	4.90	-73.08%	18.20	4.90	-73.08%

**Absorption:** Last 12 months, an Average of **69** Sales/Month

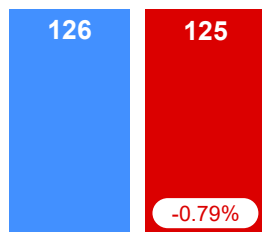
**Inventory** on March 31, 2021 = **338**

**2020** **2021**

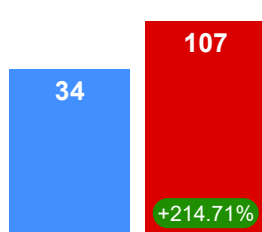
### MARCH MARKET

### AVERAGE PRICES

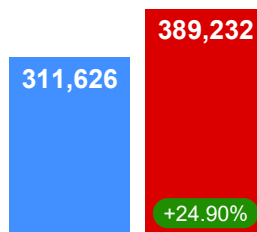
#### New Listings



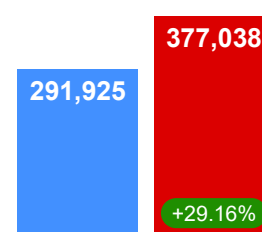
#### Pending Listings



#### List Price



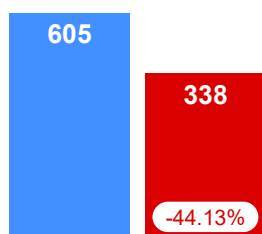
#### Sale Price



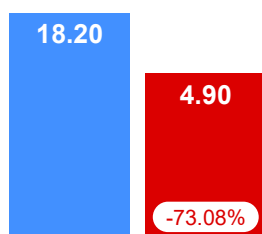
### INVENTORY

### AVERAGE SOLD/LIST RATIO & DOM

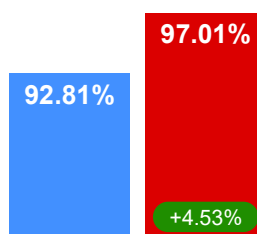
#### Active Inventory



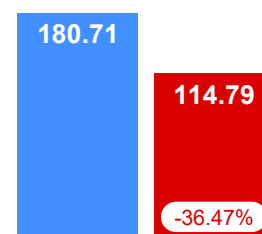
#### Monthly Supply of Inventory



#### Sale/List Ratio



#### Days on Market



Contact: Audrey Benson

Phone:

Email: [audrey@rockieswest.com](mailto:audrey@rockieswest.com)