

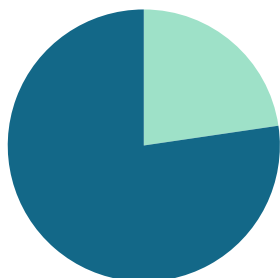
June 2024

Area Delimited by Areas Canal Flats, Invermere, Invermere Rural, Radium

MARKET SUMMARY

Report produced on Jul 05, 2024 for Audrey Benson

INVENTORY

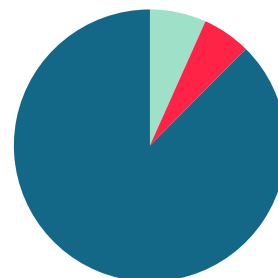


Inventory
 New Listings
122 = 22.68%
 Start Inventory
416
 Total Inventory Units
538
 Volume
\$300,555,608

Market Activity

Sold Listings
36 = 6.69%
 Other Off Market
31 = 5.76%
 Active Inventory
471 = 87.55%

MARKET ACTIVITY



Compared Metrics	June			Year to Date		
	2023	2024	+/-%	2023	2024	+/-%
Sold Listings	52	36	-30.77%	253	244	-3.56%
New Listings	109	122	11.93%	505	595	17.82%
Average List Price	514,694	500,858	-2.69%	483,094	536,557	11.07%
Average Sale Price	501,350	485,986	-3.06%	460,272	514,604	11.80%
Average Percent of Selling Price to List Price	96.58%	96.32%	-0.27%	94.77%	94.87%	0.10%
Average Days on Market to Sale	73.33	66.36	-9.50%	79.19	80.40	1.53%
Monthly Inventory	403	471	16.87%	403	471	16.87%
Months Supply of Inventory	10.14	11.87	17.12%	10.14	11.87	17.12%

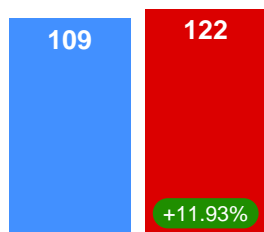
Absorption: Last 12 months, an Average of **40** Sales/Month

Inventory on June 30, 2024 = **471**


2023 **2024**

JUNE MARKET

New Listings

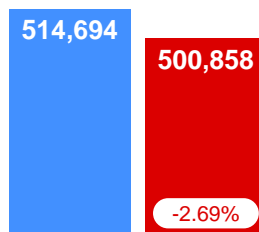


Pending Listings



AVERAGE PRICES

List Price

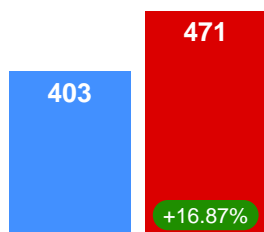


Sale Price

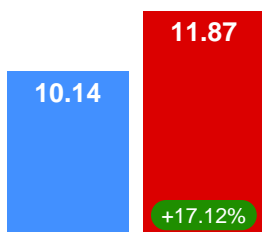


INVENTORY

Active Inventory

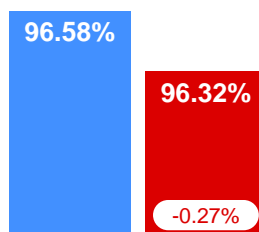


Monthly Supply of Inventory

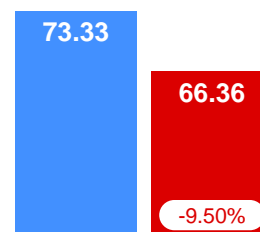


AVERAGE SOLD/LIST RATIO & DOM

Sale/List Ratio



Days on Market



Contact: Audrey Benson

Phone:

Email: office@rockieswest.com