

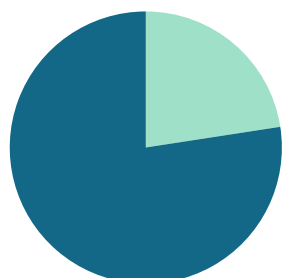
# June 2023

Area Delimited by Areas Canal Flats, Invermere, Invermere Rural, Radium

## MARKET SUMMARY

Report produced on Jul 10, 2023 for Audrey Benson

### INVENTORY

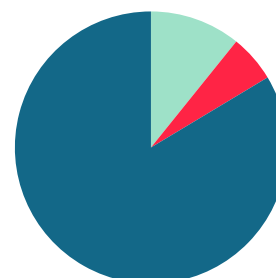


**Inventory**  
 New Listings  
**109 = 22.57%**  
 Start Inventory  
**374**  
 Total Inventory Units  
**483**  
 Volume  
**\$265,318,598**

### Market Activity

Sold Listings  
**52 = 10.79%**  
 Other Off Market  
**27 = 5.60%**  
 Active Inventory  
**403 = 83.61%**

### MARKET ACTIVITY



Compared Metrics	June			Year to Date		
	2022	2023	+/-%	2022	2023	+/-%
Sold Listings	46	52	13.04%	369	253	-31.44%
New Listings	104	109	4.81%	563	505	-10.30%
Average List Price	477,822	514,694	7.72%	427,288	483,094	13.06%
Average Sale Price	459,223	501,350	9.17%	420,379	460,272	9.49%
Average Percent of Selling Price to List Price	96.64%	96.58%	-0.06%	98.84%	94.77%	-4.12%
Average Days on Market to Sale	52.80	73.33	38.87%	75.94	79.19	4.28%
Monthly Inventory	320	403	25.94%	320	403	25.94%
Months Supply of Inventory	5.20	10.14	95.11%	5.20	10.14	95.11%

**Absorption:** Last 12 months, an Average of **40** Sales/Month

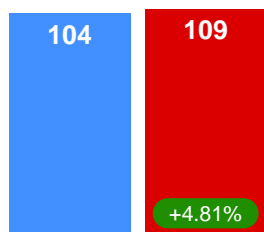
**Inventory** on June 30, 2023 = **403**

**2022** **2023**

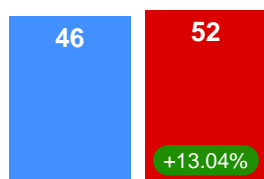
### JUNE MARKET

### AVERAGE PRICES

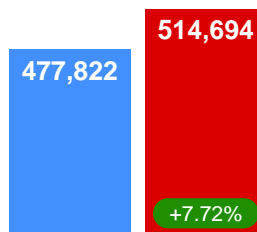
#### New Listings



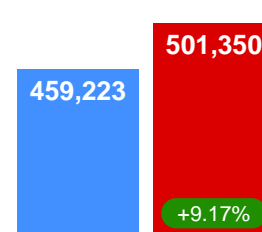
#### Pending Listings



#### List Price



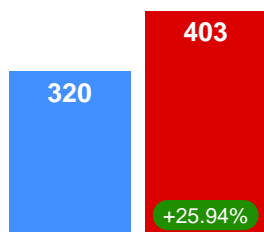
#### Sale Price



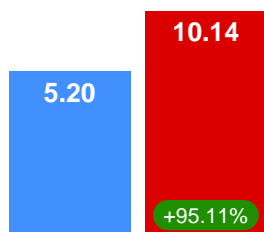
### INVENTORY

### AVERAGE SOLD/LIST RATIO & DOM

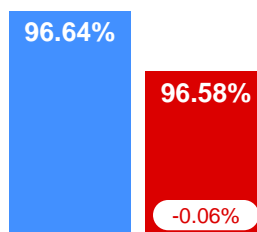
#### Active Inventory



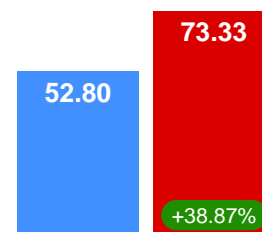
#### Monthly Supply of Inventory



#### Sale/List Ratio



#### Days on Market



Contact: Audrey Benson

Phone:

Email: [office@rockieswest.com](mailto:office@rockieswest.com)