

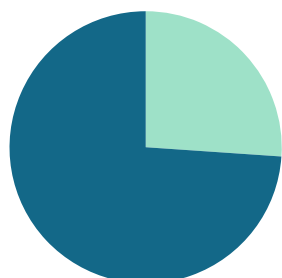
# June 2022

Area Delimited by Areas Canal Flats, Invermere, Invermere Rural, Radium

## MARKET SUMMARY

Report produced on Jul 05, 2022 for Audrey Benson

### INVENTORY



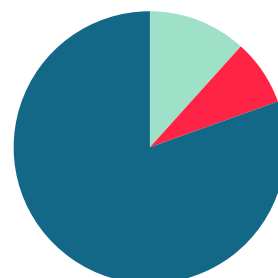
### Inventory

- New Listings  
**103 = 26.08%**
- Start Inventory  
**292**
- Total Inventory Units  
**395**
- Volume  
**\$219,630,684**

### Market Activity

- Sold Listings  
**46 = 11.68%**
- Other Off Market  
**31 = 7.87%**
- Active Inventory  
**317 = 80.46%**

### MARKET ACTIVITY



Compared Metrics	June			Year to Date		
	2021	2022	+/-%	2021	2022	+/-%
Sold Listings	83	46	-44.58%	520	369	-29.04%
New Listings	112	103	-8.04%	657	565	-14.00%
Average List Price	383,067	477,822	24.74%	383,394	427,288	11.45%
Average Sale Price	372,610	459,223	23.24%	371,718	420,379	13.09%
Average Percent of Selling Price to List Price	96.81%	96.64%	-0.17%	97.17%	98.84%	1.72%
Average Days on Market to Sale	46.72	52.80	13.02%	118.57	75.94	-35.95%
Monthly Inventory	372	317	-14.78%	372	317	-14.78%
Months Supply of Inventory	4.46	5.15	15.54%	4.46	5.15	15.54%

**Absorption:** Last 12 months, an Average of **62** Sales/Month

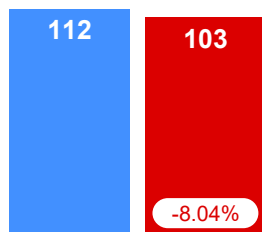
**Inventory** on June 30, 2022 = **317**

2021 2022

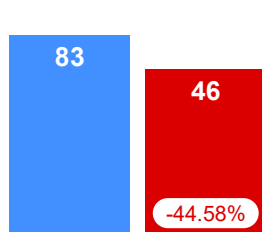
### JUNE MARKET

### AVERAGE PRICES

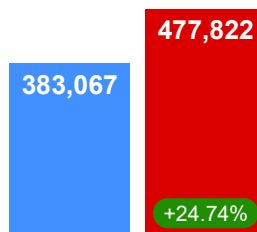
#### New Listings



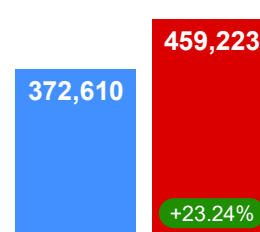
#### Pending Listings



#### List Price



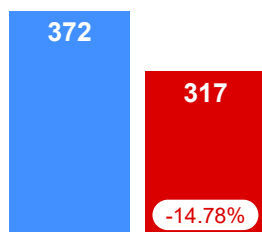
#### Sale Price



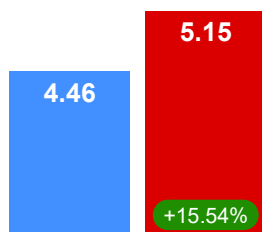
### INVENTORY

### AVERAGE SOLD/LIST RATIO & DOM

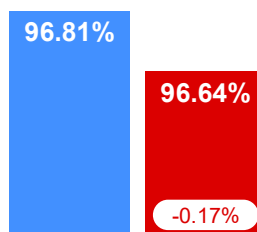
#### Active Inventory



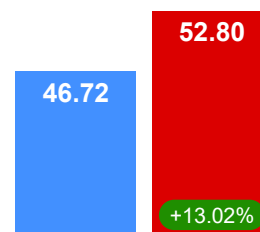
#### Monthly Supply of Inventory



#### Sale/List Ratio



#### Days on Market



Contact: Audrey Benson

Phone:

Email: [office@rockieswest.com](mailto:office@rockieswest.com)