

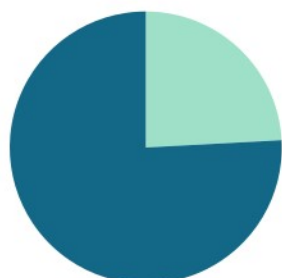
# June 2021

Area Delimited by Areas Canal Flats, Invermere, Invermere Rural, Radium

## MARKET SUMMARY

Report produced on Jul 21, 2021 for Audrey Benson

### INVENTORY



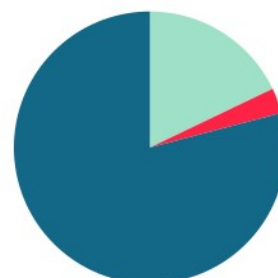
### Inventory



### Market Activity



### MARKET ACTIVITY



Compared Metrics	June			Year to Date		
	2020	2021	+/-%	2020	2021	+/-%
Sold Listings	52	83	59.62%	174	521	199.43%
New Listings	81	112	38.27%	490	657	34.08%
Average List Price	347,250	383,067	10.31%	341,549	382,772	12.07%
Average Sale Price	323,719	372,610	15.10%	314,037	371,107	18.17%
Average Percent of Selling Price to List Price	90.76%	96.81%	6.67%	91.13%	97.16%	6.62%
Average Days on Market to Sale	145.35	46.72	-67.85%	177.21	118.90	-32.90%
Monthly Inventory	622	367	-41.00%	622	367	-41.00%
Months Supply of Inventory	20.06	4.39	-78.12%	20.06	4.39	-78.12%

**Absorption:** Last 12 months, an Average of 84 Sales/Month

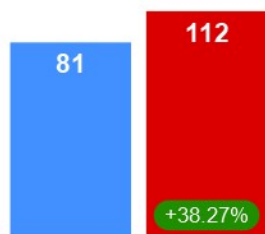
**Inventory on June 30, 2021 = 367**

2020 2021

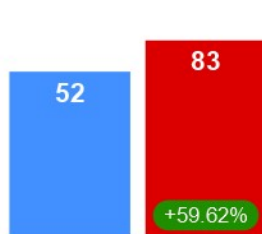
### JUNE MARKET

### AVERAGE PRICES

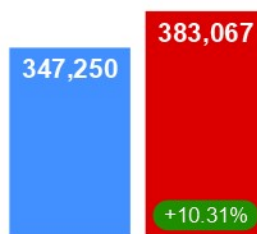
#### New Listings



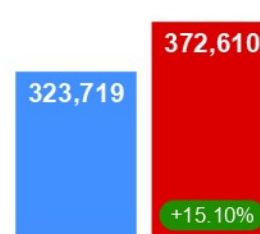
#### Pending Listings



#### List Price



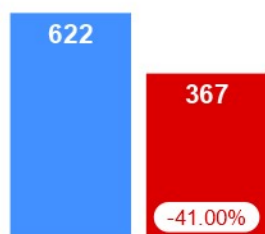
#### Sale Price



### INVENTORY

### AVERAGE SOLD/LIST RATIO & DOM

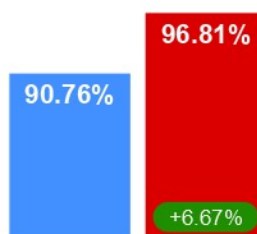
#### Active Inventory



#### Monthly Supply of Inventory



#### Sale/List Ratio



#### Days on Market



Contact: Audrey Benson

Phone:

Email: office@rockieswest.com