

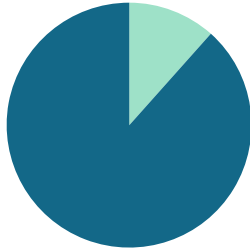
June 2020

Area Delimited by Areas Canal Flats, Invermere, Invermere Rural, Radium

MARKET SUMMARY

Report produced on Jul 08, 2020 for Audrey Benson

INVENTORY

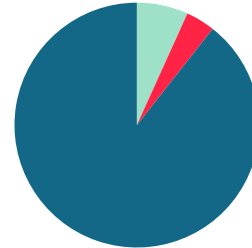


Inventory
 New Listings
81 = 11.60%
 Start Inventory
617
 Total Inventory Units
698
 Volume
\$280,851,537

Market Activity

Sold Listings
47 = 6.73%
 Other Off Market
27 = 3.87%
 Active Inventory
624 = 89.40%

MARKET ACTIVITY



Compared Metrics	June			Year to Date		
	2019	2020	+/-%	2019	2020	+/-%
Sold Listings	28	47	67.86%	186	162	-12.90%
New Listings	99	81	-18.18%	541	491	-9.24%
Average List Price	350,496	373,770	6.64%	368,841	345,228	-6.40%
Average Sale Price	333,904	349,244	4.59%	343,640	321,256	-6.51%
Average Percent of Selling Price to List Price	95.02%	92.58%	-2.57%	93.54%	92.63%	-0.96%
Average Days on Market to Sale	73.11	110.19	50.73%	114.46	158.88	38.81%
Monthly Inventory	706	624	-11.61%	706	624	-11.61%
Months Supply of Inventory	22.18	21.46	-3.26%	22.18	21.46	-3.26%

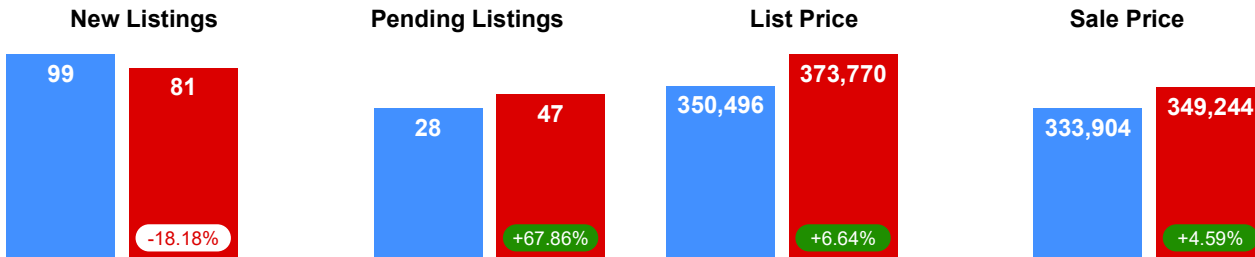
Absorption: Last 12 months, an Average of **29** Sales/Month

Inventory on June 30, 2020 = 624

2019 **2020**

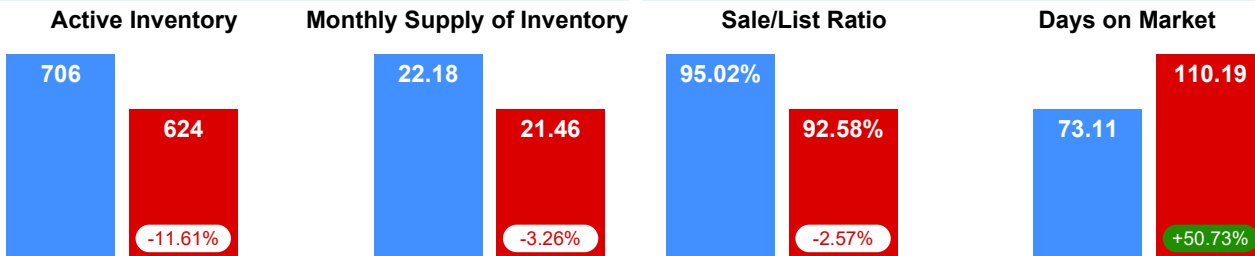
JUNE MARKET

AVERAGE PRICES



INVENTORY

AVERAGE SOLD/LIST RATIO & DOM



Contact: Audrey Benson

Phone:

Email: audrey@rockieswest.com