

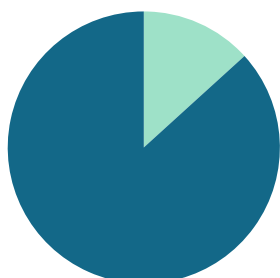
July 2024

Area Delimited by Areas Canal Flats, Invermere, Invermere Rural, Radium

MARKET SUMMARY

Report produced on Aug 06, 2024 for Audrey Benson

INVENTORY



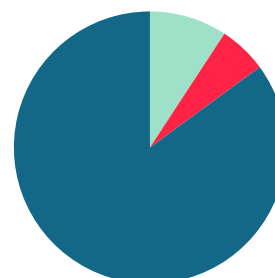
Inventory

- New Listings
72 = 13.26%
- Start Inventory
471
- Total Inventory Units
543
- Volume
\$301,105,628

Market Activity

- Sold Listings
50 = 9.23%
- Other Off Market
31 = 5.72%
- Active Inventory
461 = 85.06%

MARKET ACTIVITY



Compared Metrics	July			Year to Date		
	2023	2024	+/-%	2023	2024	+/-%
Sold Listings	52	50	-3.85%	305	294	-3.61%
New Listings	83	72	-13.25%	588	667	13.44%
Average List Price	578,269	644,346	+11.43%	499,321	554,888	+11.13%
Average Sale Price	501,671	595,594	+18.72%	467,330	528,378	+13.06%
Average Percent of Selling Price to List Price	95.61%	94.10%	-1.58%	94.92%	94.74%	-0.19%
Average Days on Market to Sale	94.40	86.58	-8.29%	81.78	81.45	-0.40%
Monthly Inventory	410	461	+12.44%	410	461	+12.44%
Months Supply of Inventory	10.27	11.67	+13.63%	10.27	11.67	+13.63%

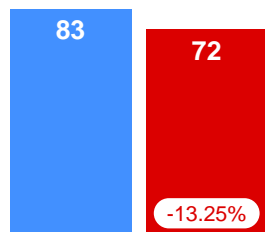
Absorption: Last 12 months, an Average of **40** Sales/Month

Inventory on July 31, 2024 = **461**


2023 2024

JULY MARKET

New Listings

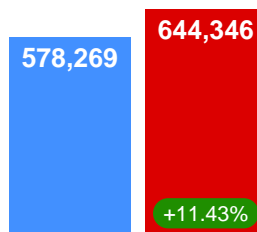


Pending Listings

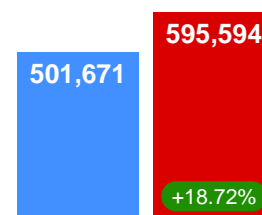


AVERAGE PRICES

List Price

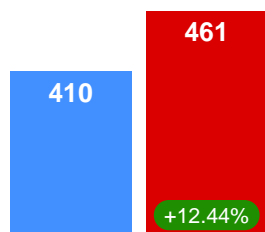


Sale Price

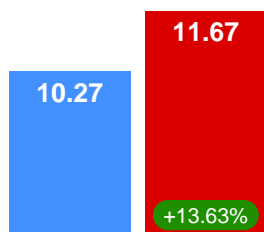


INVENTORY

Active Inventory

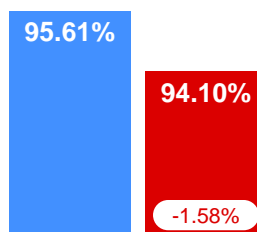


Monthly Supply of Inventory

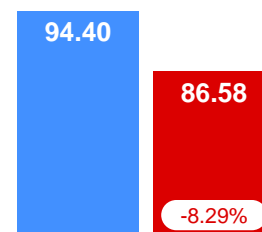


AVERAGE SOLD/LIST RATIO & DOM

Sale/List Ratio



Days on Market



Contact: Audrey Benson

Phone:

Email: office@rockieswest.com