

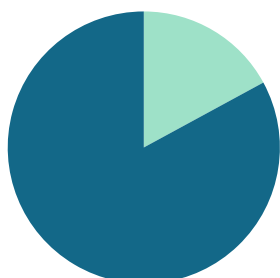
# July 2023

Area Delimited by Areas Canal Flats, Invermere, Invermere Rural, Radium

## MARKET SUMMARY

Report produced on Aug 09, 2023 for Audrey Benson

### INVENTORY



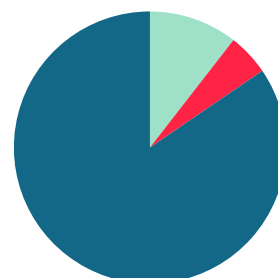
### Inventory

- New Listings  
**83 = 17.08%**
- Start Inventory  
**403**
- Total Inventory Units  
**486**
- Volume  
**\$268,890,604**

### Market Activity

- Sold Listings  
**51 = 10.52%**
- Other Off Market  
**24 = 4.95%**
- Active Inventory  
**410 = 84.54%**

### MARKET ACTIVITY



Compared Metrics	July			Year to Date		
	2022	2023	+/-%	2022	2023	+/-%
Sold Listings	50	51	2.00%	419	304	-27.45%
New Listings	93	83	-10.75%	656	588	-10.37%
Average List Price	417,160	486,667	16.66%	426,080	483,693	13.52%
Average Sale Price	399,392	467,390	17.03%	417,875	461,466	10.43%
Average Percent of Selling Price to List Price	96.18%	96.64%	0.48%	98.52%	95.09%	-3.49%
Average Days on Market to Sale	41.34	91.00	120.13%	71.81	81.17	13.03%
Monthly Inventory	338	410	21.30%	338	410	21.30%
Months Supply of Inventory	5.69	10.29	80.94%	5.69	10.29	80.94%

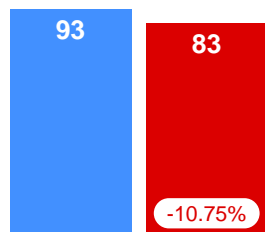
**Absorption:** Last 12 months, an Average of **40** Sales/Month

**Inventory** on July 31, 2023 = **410**


2022 2023

### JULY MARKET

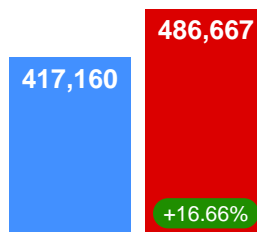
#### New Listings



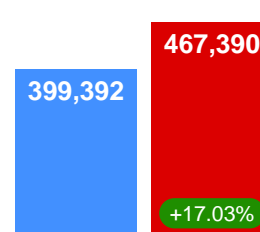
#### Pending Listings



#### List Price

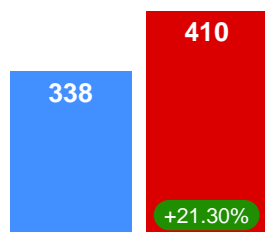


#### Sale Price

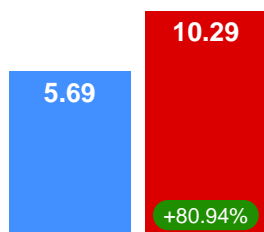


### INVENTORY

#### Active Inventory

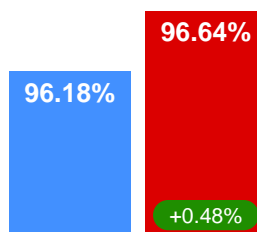


#### Monthly Supply of Inventory

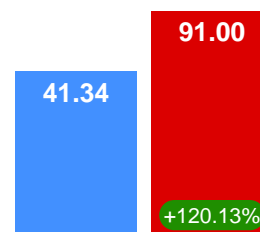


### AVERAGE SOLD/LIST RATIO & DOM

#### Sale/List Ratio



#### Days on Market



Contact: Audrey Benson

Phone:

Email: [office@rockieswest.com](mailto:office@rockieswest.com)