

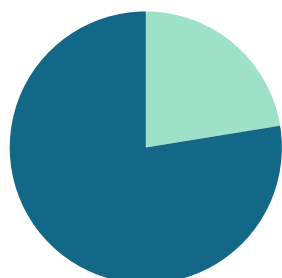
July 2022

Area Delimited by Areas Canal Flats, Invermere, Invermere Rural, Radium

MARKET SUMMARY

Report produced on Aug 08, 2022 for Audrey Benson

INVENTORY



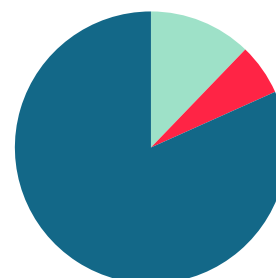
Inventory

- New Listings
92 = 22.44%
- Start Inventory
318
- Total Inventory Units
410
- Volume
\$226,685,134

Market Activity

- Sold Listings
50 = 12.20%
- Other Off Market
25 = 6.10%
- Active Inventory
335 = 81.71%

MARKET ACTIVITY



Compared Metrics	July			Year to Date		
	2021	2022	+/-%	2021	2022	+/-%
Sold Listings	76	50	-34.21%	596	419	-29.70%
New Listings	102	92	-9.80%	759	658	-13.31%
Average List Price	405,026	417,160	3.00%	386,153	426,080	10.34%
Average Sale Price	384,257	399,392	3.94%	373,317	417,875	11.94%
Average Percent of Selling Price to List Price	95.69%	96.18%	0.52%	96.98%	98.52%	1.59%
Average Days on Market to Sale	65.00	41.34	-36.40%	111.74	71.81	-35.73%
Monthly Inventory	382	335	-12.30%	382	335	-12.30%
Months Supply of Inventory	4.58	5.64	23.12%	4.58	5.64	23.12%

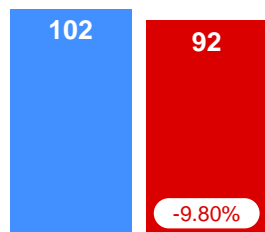
Absorption: Last 12 months, an Average of **59** Sales/Month

Inventory on July 31, 2022 = **335**

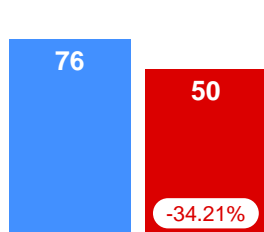
2021 2022

JULY MARKET

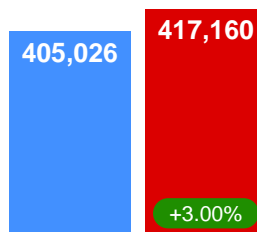
New Listings



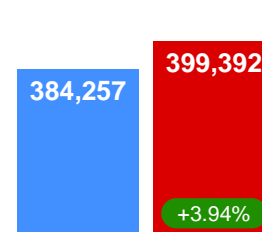
Pending Listings



List Price

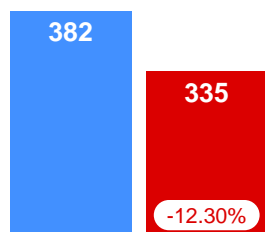


Sale Price

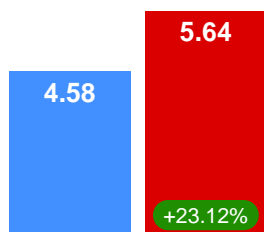


INVENTORY

Active Inventory

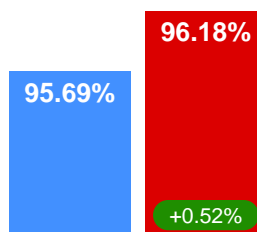


Monthly Supply of Inventory

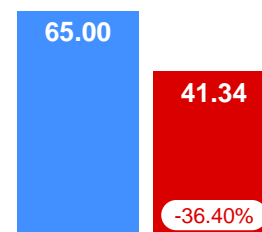


AVERAGE SOLD/LIST RATIO & DOM

Sale/List Ratio



Days on Market



Contact: Audrey Benson

Phone:

Email: office@rockieswest.com