

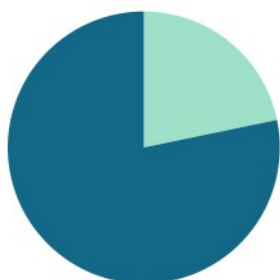
# July 2021

Area Delimited by Areas Canal Flats, Invermere, Invermere Rural, Radium

## MARKET SUMMARY

Report produced on Aug 09, 2021 for Audrey Benson

### INVENTORY



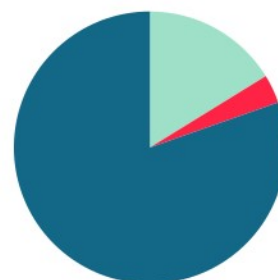
### Inventory

- New Listings  
**102 = 21.75%**
- Start Inventory  
**367**
- Total Inventory Units  
**469**
- Volume  
**\$209,468,472**

### Market Activity

- Sold Listings  
**76 = 16.20%**
- Other Off Market  
**16 = 3.41%**
- Active Inventory  
**377 = 80.38%**

### MARKET ACTIVITY



Compared Metrics	July			Year to Date		
	2020	2021	+/-%	2020	2021	+/-%
Sold Listings	77	76	-1.30%	251	597	137.85%
New Listings	100	102	2.00%	590	759	28.64%
Average List Price	350,691	405,026	15.49%	344,354	385,605	11.98%
Average Sale Price	328,732	384,257	16.89%	318,545	372,781	17.03%
Average Percent of Selling Price to List Price	91.94%	95.69%	4.07%	91.38%	96.97%	6.12%
Average Days on Market to Sale	150.86	65.00	-56.91%	169.12	112.04	-33.75%
Monthly Inventory	614	377	-38.60%	614	377	-38.60%
Months Supply of Inventory	18.24	4.51	-75.24%	18.24	4.51	-75.24%

**Absorption:** Last 12 months, an Average of **84** Sales/Month

**Inventory** on July 31, 2021 = **377**

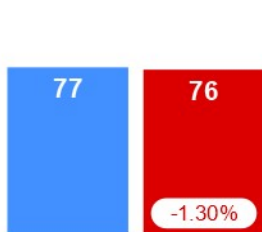
2020 2021

### JULY MARKET

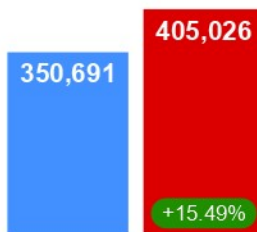
#### New Listings



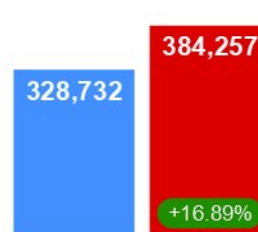
#### Pending Listings



#### List Price

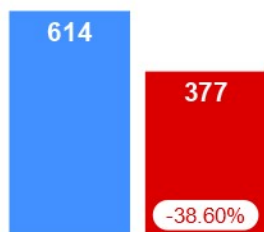


#### Sale Price



### INVENTORY

#### Active Inventory

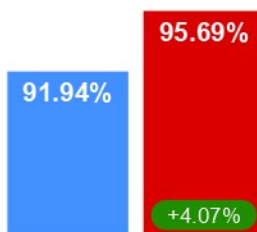


#### Monthly Supply of Inventory

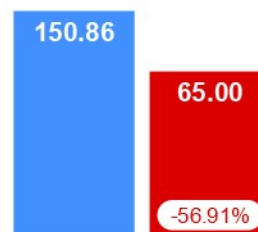


### AVERAGE SOLD/LIST RATIO & DOM

#### Sale/List Ratio



#### Days on Market



Contact: Audrey Benson

Phone:

Email: [office@rockieswest.com](mailto:office@rockieswest.com)