

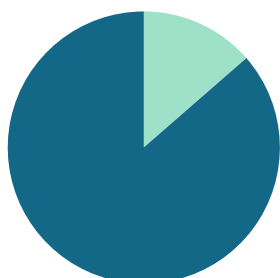
July 2020

Area Delimited by Areas Canal Flats, Invermere, Invermere Rural, Radium

MARKET SUMMARY

Report produced on Aug 05, 2020 for Audrey Benson

INVENTORY



Inventory

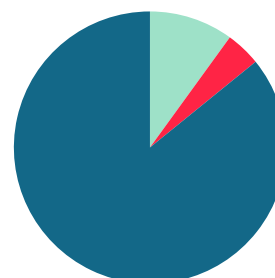
- New Listings **98 = 13.59%**
- Start Inventory **623**
- Total Inventory Units **721**
- Volume **\$284,763,335**

Market Activity

Market Activity

- Sold Listings **72 = 9.99%**
- Other Off Market **30 = 4.16%**
- Active Inventory **619 = 85.85%**

MARKET ACTIVITY



Compared Metrics	July			Year to Date		
	2019	2020	+/-%	2019	2020	+/-%
Sold Listings	45	72	60.00%	239	246	2.93%
New Listings	85	98	15.29%	633	589	-6.95%
Average List Price	368,469	345,944	-6.11%	366,985	342,836	-6.58%
Average Sale Price	337,717	327,138	-3.13%	338,265	317,871	-6.03%
Average Percent of Selling Price to List Price	91.67%	92.55%	0.97%	92.34%	91.55%	-0.86%
Average Days on Market to Sale	160.87	141.31	-12.16%	147.49	166.70	13.02%
Monthly Inventory	732	619	-15.44%	732	619	-15.44%
Months Supply of Inventory	22.64	18.62	-17.77%	22.64	18.62	-17.77%

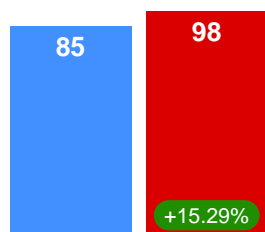
Absorption: Last 12 months, an Average of **33** Sales/Month

Inventory on July 31, 2020 = **619**

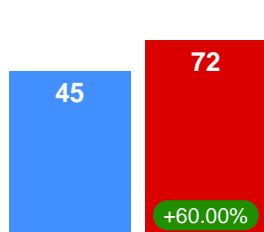
2019 2020

JULY MARKET

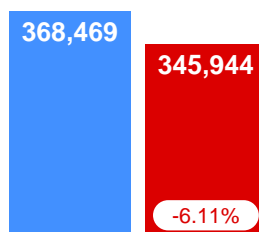
New Listings



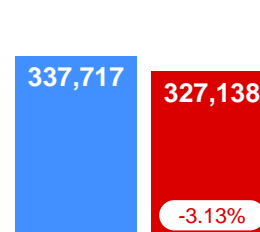
Pending Listings



List Price

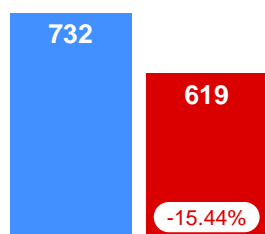


Sale Price

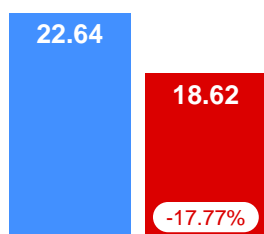


INVENTORY

Active Inventory

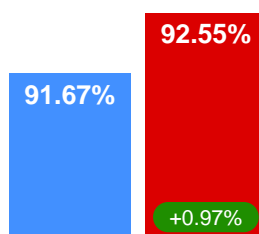


Monthly Supply of Inventory

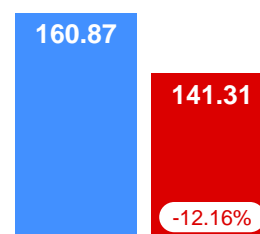


AVERAGE SOLD/LIST RATIO & DOM

Sale/List Ratio



Days on Market



Contact: Audrey Benson

Phone:

Email: audrey@rockieswest.com