

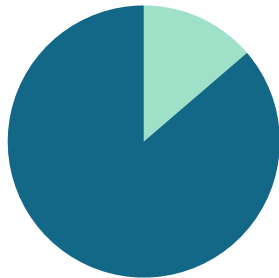
# January 2026

Area Delimited by Sub Areas CF - Canal Flats, IN - Invermere, INRU - Canal Flats South, INRU - Dry Gulch to Radium, INRU - Edgewater North, INRU - Fairmont/Columbia Lake, INRU - Invermere Rural, INRU - Panorama, INRU - Windermere, RA - Radium Hot Springs; Division Kootenay

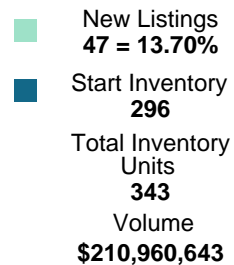
## MARKET SUMMARY

Report produced on Feb 14, 2026 for Audrey Benson

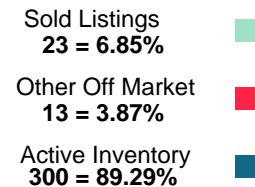
### INVENTORY



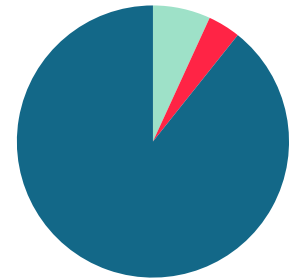
### Inventory



### Market Activity



### MARKET ACTIVITY



Compared Metrics	January			Year to Date		
	2025	2026	+/-%	2025	2026	+/-%
Sold Listings	34	23	-32.35%	34	23	-32.35%
New Listings	78	47	-39.74%	78	47	-39.74%
Average List Price	526,415	455,552	-13.46%	526,415	455,552	-13.46%
Average Sale Price	500,546	428,426	-14.41%	500,546	428,426	-14.41%
Average Percent of Selling Price to List Price	94.72%	93.73%	-1.05%	94.72%	93.73%	-1.05%
Average Days on Market to Sale	110.00	98.04	-10.87%	110.00	98.04	-10.87%
Monthly Inventory	342	300	-12.28%	342	300	-12.28%
Months Supply of Inventory	8.34	7.07	-15.21%	8.34	7.07	-15.21%

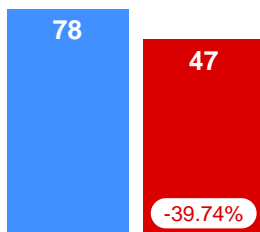
**Absorption:** Last 12 months, an Average of **42** Sales/Month

**Inventory** on January 31, 2026 = **300**

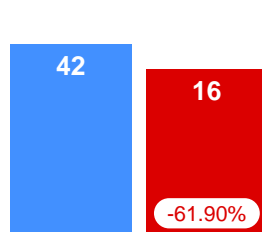
2025 2026

### JANUARY MARKET

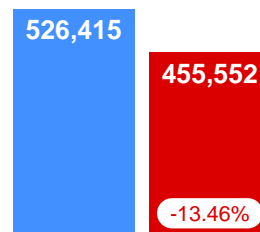
#### New Listings



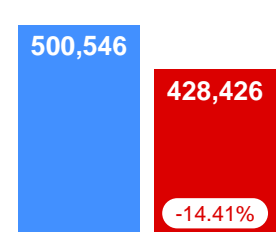
#### Pending Listings



#### List Price

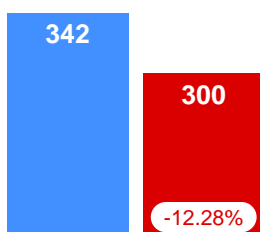


#### Sale Price

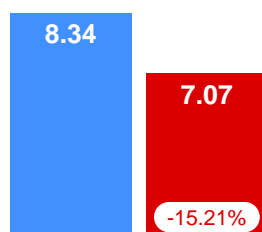


### INVENTORY

#### Active Inventory

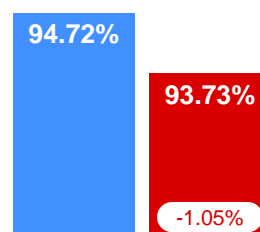


#### Monthly Supply of Inventory

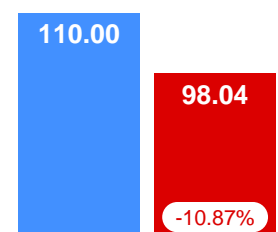


### AVERAGE SOLD/LIST RATIO & DOM

#### Sale/List Ratio



#### Days on Market



Contact: Audrey Benson

Phone: 250-421-3262

Email: admin@rockieswest.com