

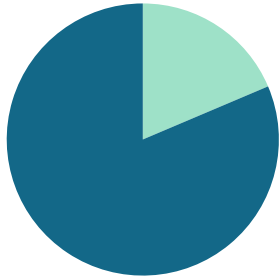
January 2025

Area Delimited by Sub Areas CF - Canal Flats, IN - Invermere, INRU - Canal Flats South, INRU - Dry Gulch to Radium, INRU - Edgewater North, INRU - Fairmont/Columbia Lake, INRU - Invermere Rural, INRU - Panorama, INRU - Windermere, RA - Radium Hot Springs; Division Kootenay

MARKET SUMMARY

Report produced on Feb 07, 2025 for Audrey Benson

INVENTORY



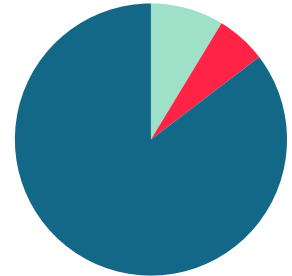
Inventory

- New Listings
78 = 18.62%
- Start Inventory
341
- Total Inventory Units
419
- Volume
\$236,860,204

Market Activity

- Sold Listings
35 = 8.68%
- Other Off Market
24 = 5.96%
- Active Inventory
344 = 85.36%

MARKET ACTIVITY



Compared Metrics	January			Year to Date		
	2024	2025	+/-%	2024	2025	+/-%
Sold Listings	29	35	20.69%	29	35	20.69%
New Listings	44	78	77.27%	44	78	77.27%
Average List Price	466,342	510,374	9.44%	466,342	510,374	9.44%
Average Sale Price	440,226	484,901	10.15%	440,226	484,901	10.15%
Average Percent of Selling Price to List Price	91.09%	94.44%	3.68%	91.09%	94.44%	3.68%
Average Days on Market to Sale	114.59	114.03	-0.49%	114.59	114.03	-0.49%
Monthly Inventory	286	344	20.28%	286	344	20.28%
Months Supply of Inventory	6.93	8.37	20.77%	6.93	8.37	20.77%

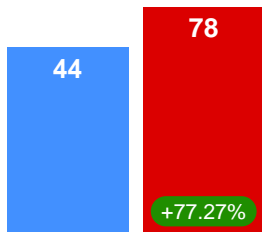
Absorption: Last 12 months, an Average of **41** Sales/Month

Inventory on January 31, 2025 = **344**

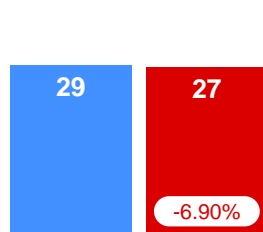
2024 2025

JANUARY MARKET

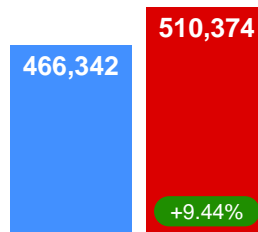
New Listings



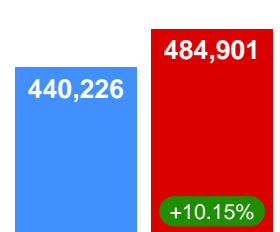
Pending Listings



List Price

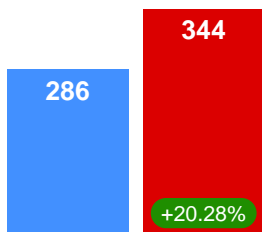


Sale Price

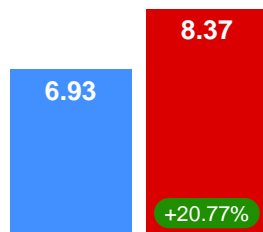


INVENTORY

Active Inventory

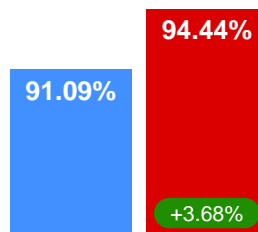


Monthly Supply of Inventory

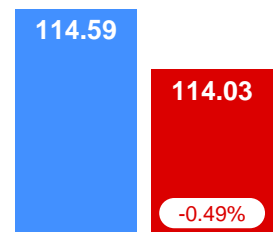


AVERAGE SOLD/LIST RATIO & DOM

Sale/List Ratio



Days on Market



Contact: Audrey Benson

Phone:

Email: office@rockieswest.com