

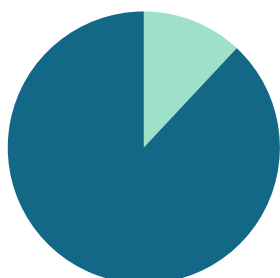
January 2024

Area Delimited by Areas Canal Flats, Invermere, Invermere Rural, Radium

MARKET SUMMARY

Report produced on Feb 05, 2024 for Audrey Benson

INVENTORY



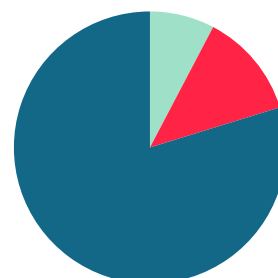
Inventory

- New Listings
42 = 11.97%
- Start Inventory
309
- Total Inventory Units
351
- Volume
\$190,096,527

Market Activity

- Sold Listings
27 = 7.69%
- Other Off Market
44 = 12.54%
- Active Inventory
280 = 79.77%

MARKET ACTIVITY



Compared Metrics	January			Year to Date		
	2023	2024	+/-%	2023	2024	+/-%
Sold Listings	26	27	3.85%	26	27	3.85%
New Listings	46	42	-8.70%	46	42	-8.70%
Average List Price	283,962	419,400	47.70%	283,962	419,400	47.70%
Average Sale Price	270,704	391,539	44.64%	270,704	391,539	44.64%
Average Percent of Selling Price to List Price	94.61%	91.89%	-2.88%	94.61%	91.89%	-2.88%
Average Days on Market to Sale	75.81	110.85	46.23%	75.81	110.85	46.23%
Monthly Inventory	287	280	-2.44%	287	280	-2.44%
Months Supply of Inventory	6.12	6.91	13.02%	6.12	6.91	13.02%

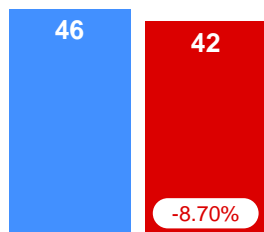
Absorption: Last 12 months, an Average of **41** Sales/Month

Inventory on January 31, 2024 = **280**

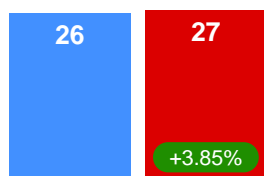
2023 2024

JANUARY MARKET

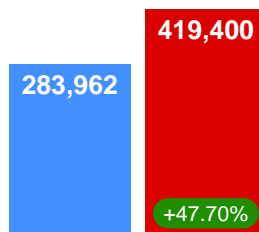
New Listings



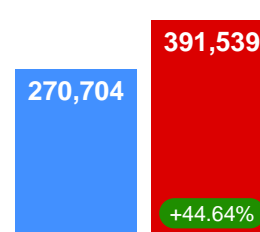
Pending Listings



List Price

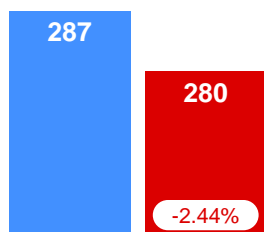


Sale Price

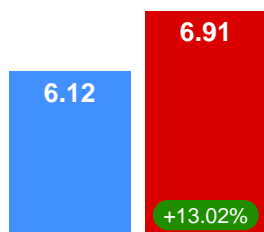


INVENTORY

Active Inventory

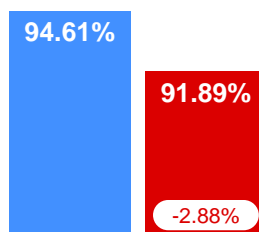


Monthly Supply of Inventory

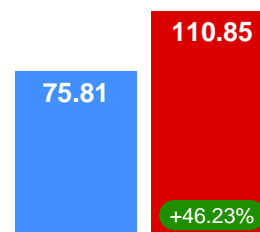


AVERAGE SOLD/LIST RATIO & DOM

Sale/List Ratio



Days on Market



Contact: Audrey Benson

Phone:

Email: office@rockieswest.com