

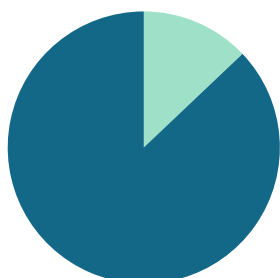
January 2023

Area Delimited by Areas Canal Flats, Invermere, Invermere Rural, Radium

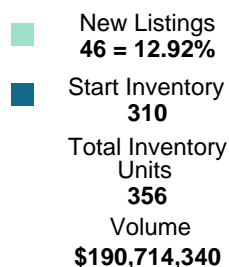
MARKET SUMMARY

Report produced on Feb 07, 2023 for Audrey Benson

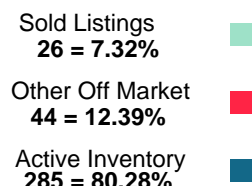
INVENTORY



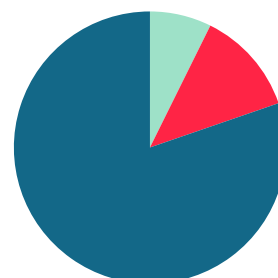
Inventory



Market Activity



MARKET ACTIVITY



Compared Metrics	January			Year to Date		
	2022	2023	+/-%	2022	2023	+/-%
Sold Listings	56	26	-53.57%	56	26	-53.57%
New Listings	66	46	-30.30%	66	46	-30.30%
Average List Price	401,714	278,312	-30.72%	401,714	278,312	-30.72%
Average Sale Price	389,671	264,785	-32.05%	389,671	264,785	-32.05%
Average Percent of Selling Price to List Price	96.28%	94.35%	-2.00%	96.28%	94.35%	-2.00%
Average Days on Market to Sale	100.84	77.65	-22.99%	100.84	77.65	-22.99%
Monthly Inventory	226	285	26.11%	226	285	26.11%
Months Supply of Inventory	3.05	6.07	98.90%	3.05	6.07	98.90%

Absorption: Last 12 months, an Average of 47 Sales/Month

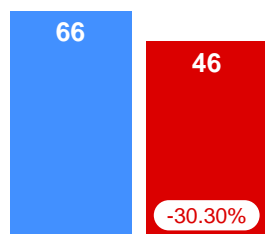
Inventory on January 31, 2023 = 285

2022 2023

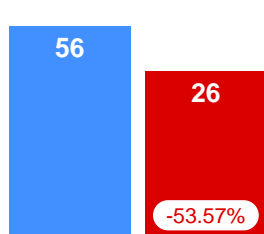
JANUARY MARKET

AVERAGE PRICES

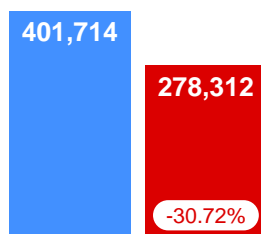
New Listings



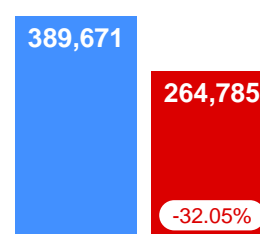
Pending Listings



List Price



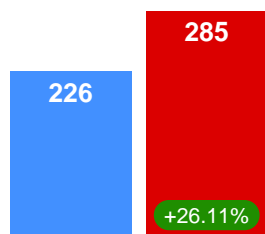
Sale Price



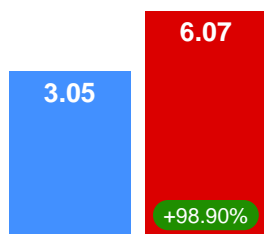
INVENTORY

AVERAGE SOLD/LIST RATIO & DOM

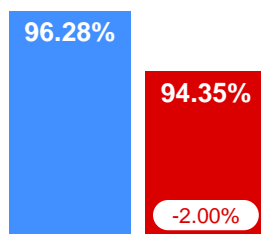
Active Inventory



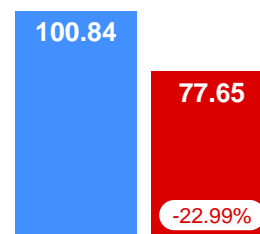
Monthly Supply of Inventory



Sale/List Ratio



Days on Market



Contact: Audrey Benson

Phone:

Email: office@rockieswest.com