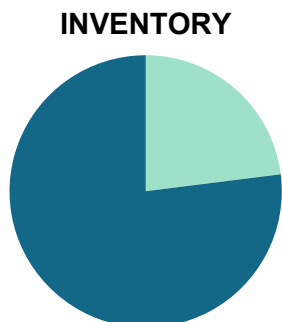


# January 2022

Area Delimited by Areas Canal Flats, Invermere, Invermere Rural, Radium

## MARKET SUMMARY

Report produced on Feb 07, 2022 for Audrey Benson

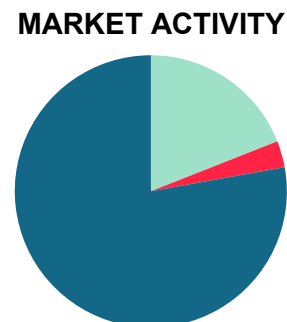


**Inventory**

- New Listings **66 = 23.00%**
- Start Inventory **221**
- Total Inventory Units **287**
- Volume **\$122,545,023**

**Market Activity**

- Sold Listings **54 = 19.01%**
- Other Off Market **9 = 3.17%**
- Active Inventory **221 = 77.82%**



Compared Metrics	January			Year to Date		
	2021	2022	+/-%	2021	2022	+/-%
Sold Listings	58	54	-6.90%	58	54	-6.90%
New Listings	58	66	13.79%	58	66	13.79%
Average List Price	351,058	397,185	13.14%	351,058	397,185	13.14%
Average Sale Price	337,707	384,863	13.96%	337,707	384,863	13.96%
Average Percent of Selling Price to List Price	96.15%	96.17%	0.03%	96.15%	96.17%	0.03%
Average Days on Market to Sale	159.12	96.91	-39.10%	159.12	96.91	-39.10%
Monthly Inventory	357	221	-38.10%	357	221	-38.10%
Months Supply of Inventory	6.16	2.99	-51.37%	6.16	2.99	-51.37%

**Absorption:** Last 12 months, an Average of **74** Sales/Month

**Inventory** on January 31, 2022 = **221**

**2021** **2022**

### JANUARY MARKET

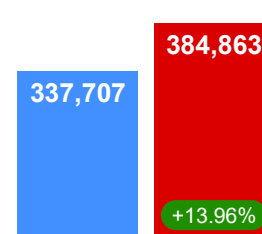
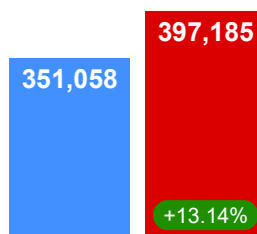
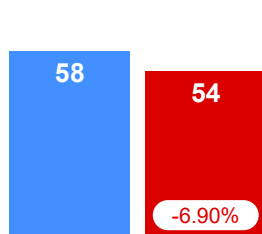
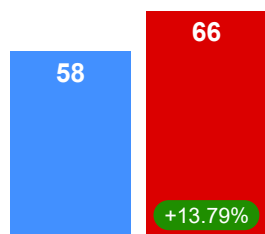
### AVERAGE PRICES

#### New Listings

#### Pending Listings

#### List Price

#### Sale Price



### INVENTORY

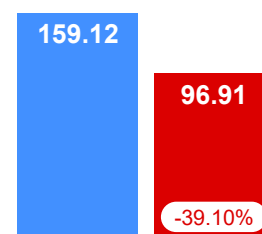
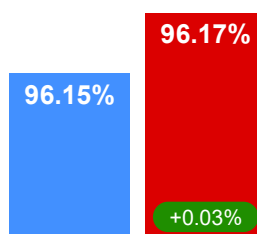
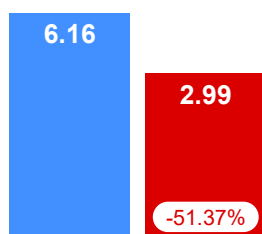
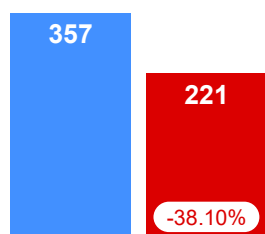
### AVERAGE SOLD/LIST RATIO & DOM

#### Active Inventory

#### Monthly Supply of Inventory

#### Sale/List Ratio

#### Days on Market



Contact: Audrey Benson

Phone:

Email: [office@rockieswest.com](mailto:office@rockieswest.com)