

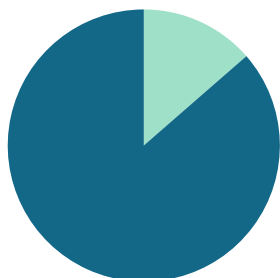
January 2021

Area Delimited by Areas Canal Flats, Invermere, Invermere Rural, Radium

MARKET SUMMARY

Report produced on Feb 03, 2021 for Audrey Benson

INVENTORY

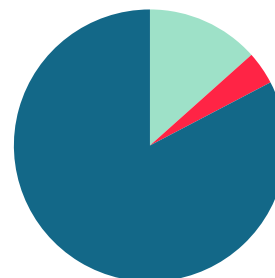


Inventory
 New Listings
59 = 13.59%
 Start Inventory
375
 Total Inventory Units
434
 Volume
\$177,086,481

Market Activity

Sold Listings
58 = 13.39%
 Other Off Market
17 = 3.93%
 Active Inventory
358 = 82.68%

MARKET ACTIVITY



Compared Metrics	January			Year to Date		
	2020	2021	+/-%	2020	2021	+/-%
Sold Listings	18	58	222.22%	18	58	222.22%
New Listings	58	59	1.72%	58	59	1.72%
Average List Price	329,317	351,058	6.60%	329,317	351,058	6.60%
Average Sale Price	313,439	337,707	7.74%	313,439	337,707	7.74%
Average Percent of Selling Price to List Price	92.42%	96.15%	4.03%	92.42%	96.15%	4.03%
Average Days on Market to Sale	178.89	159.12	-11.05%	178.89	159.12	-11.05%
Monthly Inventory	557	358	-35.73%	557	358	-35.73%
Months Supply of Inventory	17.27	6.18	-64.21%	17.27	6.18	-64.21%

Absorption: Last 12 months, an Average of **58** Sales/Month

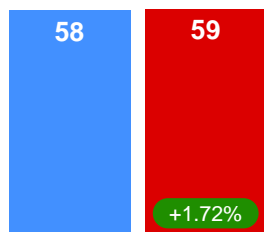
Inventory on January 31, 2021 = **358**

2020 2021

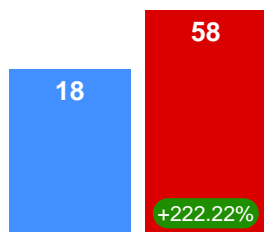
JANUARY MARKET

AVERAGE PRICES

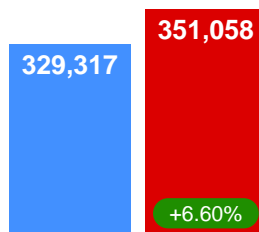
New Listings



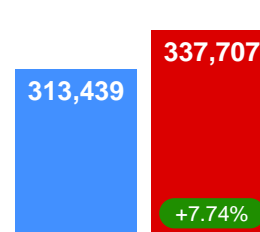
Pending Listings



List Price



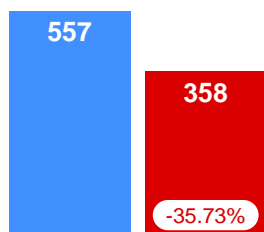
Sale Price



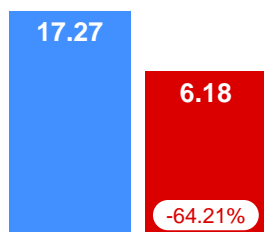
INVENTORY

AVERAGE SOLD/LIST RATIO & DOM

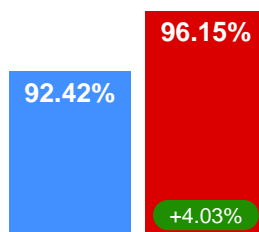
Active Inventory



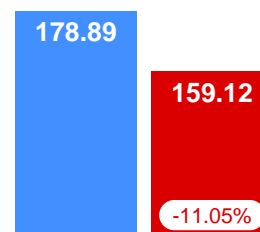
Monthly Supply of Inventory



Sale/List Ratio



Days on Market



Contact: Audrey Benson

Phone:

Email: audrey@rockieswest.com