

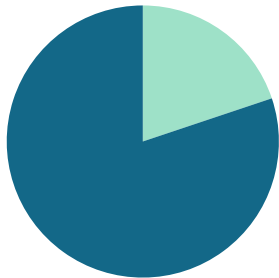
February 2025

Area Delimited by Sub Areas CF - Canal Flats, IN - Invermere, INRU - Canal Flats South, INRU - Dry Gulch to Radium, INRU - Edgewater North, INRU - Fairmont/Columbia Lake, INRU - Invermere Rural, INRU - Panorama, INRU - Windermere, RA - Radium Hot Springs; Division Kootenay

MARKET SUMMARY

Report produced on Mar 11, 2025 for Audrey Benson

INVENTORY

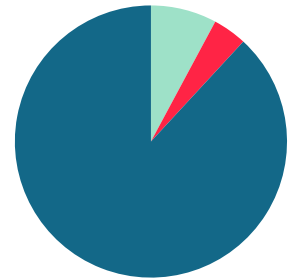


Inventory
 New Listings **85 = 19.86%**
 Start Inventory **343**
 Total Inventory Units **428**
 Volume **\$242,615,992**

Market Activity

Sold Listings **33 = 7.84%**
 Other Off Market **17 = 4.04%**
 Active Inventory **371 = 88.12%**

MARKET ACTIVITY



Compared Metrics	February			Year to Date		
	2024	2025	+/-%	2024	2025	+/-%
Sold Listings	32	33	3.13%	61	69	13.11%
New Listings	85	85	0.00%	129	163	26.36%
Average List Price	521,075	447,577	-14.11%	495,054	480,698	-2.90%
Average Sale Price	497,144	429,603	-13.59%	470,085	458,485	-2.47%
Average Percent of Selling Price to List Price	95.16%	96.70%	1.62%	93.23%	95.48%	2.41%
Average Days on Market to Sale	95.81	84.30	-12.01%	104.74	103.22	-1.45%
Monthly Inventory	352	371	5.40%	352	371	5.40%
Months Supply of Inventory	8.59	8.99	4.76%	8.59	8.99	4.76%

Absorption: Last 12 months, an Average of **41** Sales/Month

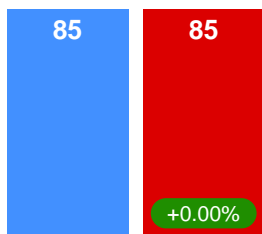
Inventory on February 29, 2025 = **371**

2024 **2025**


FEBRUARY MARKET

AVERAGE PRICES

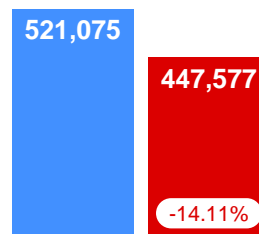
New Listings



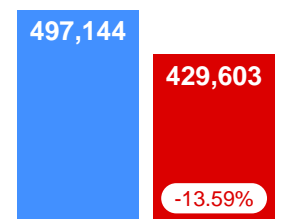
Pending Listings



List Price



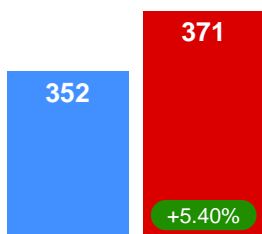
Sale Price



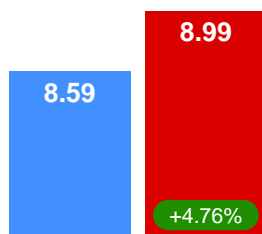
INVENTORY

AVERAGE SOLD/LIST RATIO & DOM

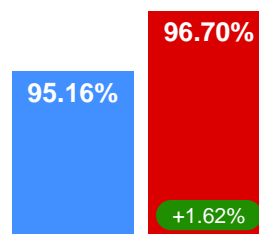
Active Inventory



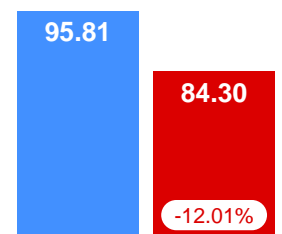
Monthly Supply of Inventory



Sale/List Ratio



Days on Market



Contact: Audrey Benson

Phone:

Email: office@rockieswest.com