

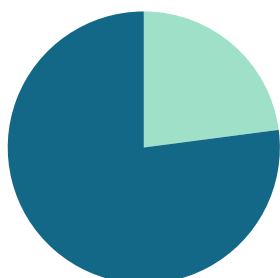
February 2024

Area Delimited by Areas Canal Flats, Invermere, Invermere Rural, Radium

MARKET SUMMARY

Report produced on Mar 07, 2024 for Audrey Benson

INVENTORY

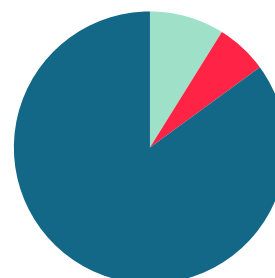


Inventory
 New Listings
83 = 22.93%
 Start Inventory
279
 Total Inventory Units
362
 Volume
\$197,702,810

Market Activity

Sold Listings
32 = 8.86%
 Other Off Market
22 = 6.09%
 Active Inventory
307 = 85.04%

MARKET ACTIVITY



Compared Metrics	February			Year to Date		
	2023	2024	+/-%	2023	2024	+/-%
Sold Listings	34	32	-5.88%	60	60	0.00%
New Listings	46	83	80.43%	92	125	35.87%
Average List Price	420,061	521,075	24.05%	361,084	468,803	29.83%
Average Sale Price	389,272	497,144	27.71%	337,893	443,003	31.11%
Average Percent of Selling Price to List Price	91.88%	95.16%	3.58%	93.06%	93.39%	0.35%
Average Days on Market to Sale	96.35	96.81	0.48%	87.45	104.45	19.44%
Monthly Inventory	279	307	10.04%	279	307	10.04%
Months Supply of Inventory	6.20	7.60	22.51%	6.20	7.60	22.51%

Absorption: Last 12 months, an Average of **40** Sales/Month

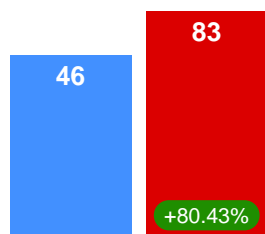
Inventory on February 29, 2024 = **307**

2023 **2024**

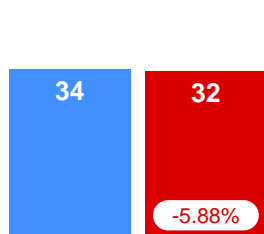
FEBRUARY MARKET

AVERAGE PRICES

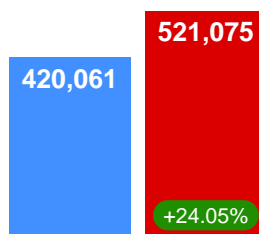
New Listings



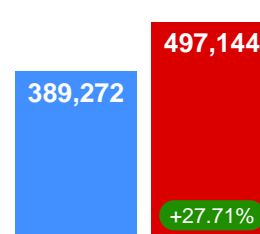
Pending Listings



List Price



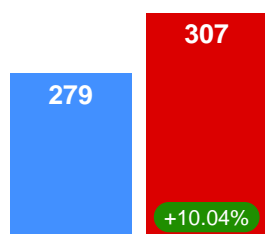
Sale Price



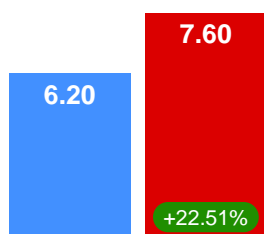
INVENTORY

AVERAGE SOLD/LIST RATIO & DOM

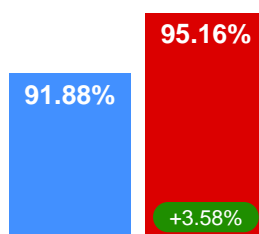
Active Inventory



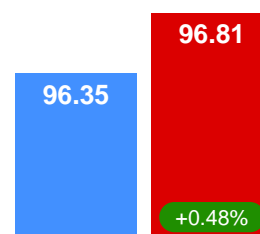
Monthly Supply of Inventory



Sale/List Ratio



Days on Market



Contact: Audrey Benson

Phone:

Email: office@rockieswest.com