

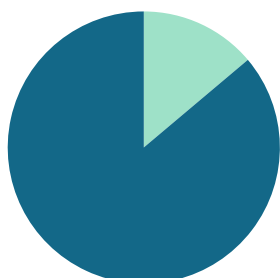
February 2023

Area Delimited by Areas Canal Flats, Invermere, Invermere Rural, Radium

MARKET SUMMARY

Report produced on Mar 07, 2023 for Audrey Benson

INVENTORY



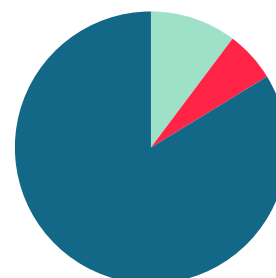
Inventory

- New Listings
46 = 13.86%
- Start Inventory
286
- Total Inventory Units
332
- Volume
\$179,474,890

Market Activity

- Sold Listings
34 = 10.24%
- Other Off Market
20 = 6.02%
- Active Inventory
278 = 83.73%

MARKET ACTIVITY



Compared Metrics	February			Year to Date		
	2022	2023	+/-%	2022	2023	+/-%
Sold Listings	57	34	-40.35%	113	59	-47.79%
New Listings	79	46	-41.77%	145	92	-36.55%
Average List Price	385,731	420,061	+8.90%	393,652	361,342	-8.21%
Average Sale Price	380,240	389,272	+2.38%	384,914	338,028	-12.18%
Average Percent of Selling Price to List Price	102.66%	91.88%	-10.51%	99.50%	93.02%	-6.51%
Average Days on Market to Sale	107.05	96.35	-9.99%	103.97	88.92	-14.48%
Monthly Inventory	240	278	+15.83%	240	278	+15.83%
Months Supply of Inventory	3.36	6.19	+84.39%	3.36	6.19	+84.39%

Absorption: Last 12 months, an Average of **45** Sales/Month

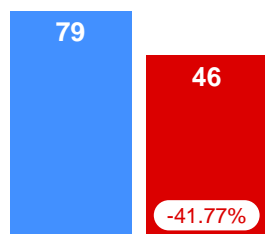
Inventory on February 29, 2023 = **278**

2022 2023

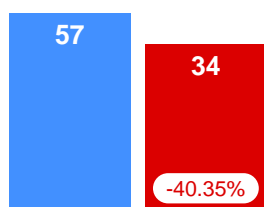
FEBRUARY MARKET

AVERAGE PRICES

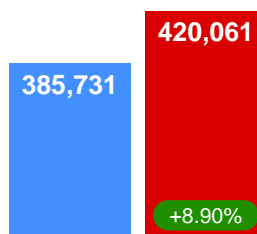
New Listings



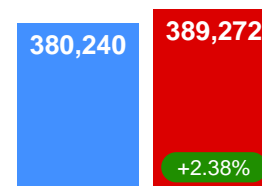
Pending Listings



List Price



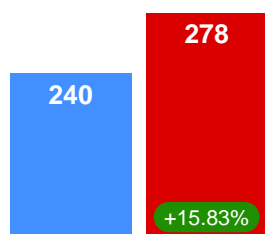
Sale Price



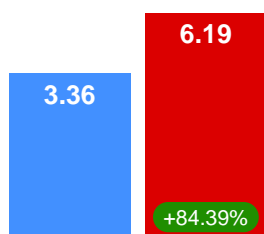
INVENTORY

AVERAGE SOLD/LIST RATIO & DOM

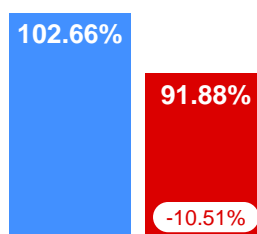
Active Inventory



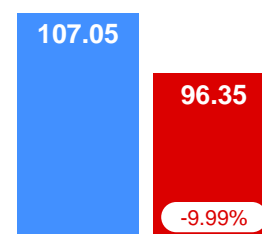
Monthly Supply of Inventory



Sale/List Ratio



Days on Market



Contact: Audrey Benson

Phone:

Email: office@rockieswest.com