

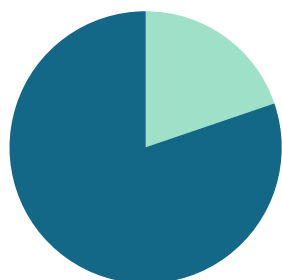
# February 2021

Area Delimited by Areas Canal Flats, Invermere, Invermere Rural, Radium

## MARKET SUMMARY

Report produced on Mar 09, 2021 for Audrey Benson

### INVENTORY

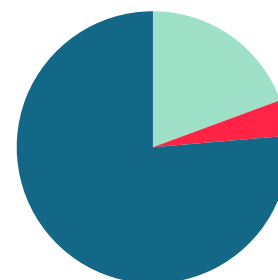


**Inventory**  
 New Listings  
**88 = 19.78%**  
 Start Inventory  
**357**  
 Total Inventory  
 Units  
**445**  
 Volume  
**\$189,332,245**

### Market Activity

Sold Listings  
**86 = 19.37%**  
 Other Off Market  
**19 = 4.28%**  
 Active Inventory  
**339 = 76.35%**

### MARKET ACTIVITY



Compared Metrics	2020	February 2021	+/-%	2020	Year to Date 2021	+/-%
Sold Listings	29	86	196.55%	47	144	206.38%
New Listings	74	88	18.92%	132	146	10.61%
Average List Price	370,938	364,757	-1.67%	354,998	359,239	1.19%
Average Sale Price	334,395	351,980	5.26%	326,369	346,231	6.09%
Average Percent of Selling Price to List Price	91.17%	97.15%	6.56%	91.65%	96.75%	5.56%
Average Days on Market to Sale	195.14	161.97	-17.00%	188.91	160.82	-14.87%
Monthly Inventory	575	339	-41.04%	575	339	-41.04%
Months Supply of Inventory	17.51	5.40	-69.15%	17.51	5.40	-69.15%

**Absorption:** Last 12 months, an Average of **63** Sales/Month

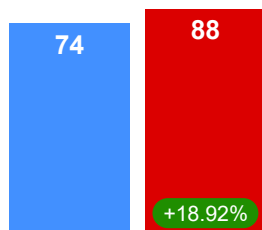
**Inventory** on February 29, 2021 = **339**

2020 2021

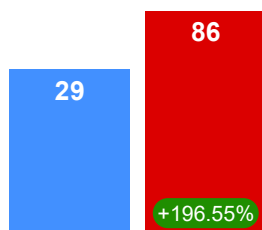
### FEBRUARY MARKET

### AVERAGE PRICES

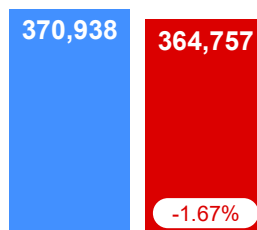
#### New Listings



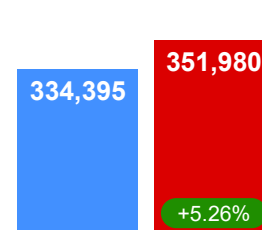
#### Pending Listings



#### List Price



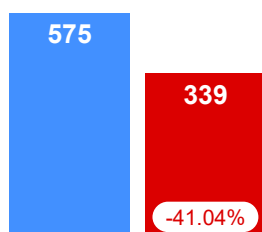
#### Sale Price



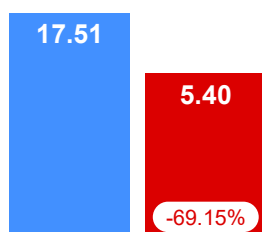
### INVENTORY

### AVERAGE SOLD/LIST RATIO & DOM

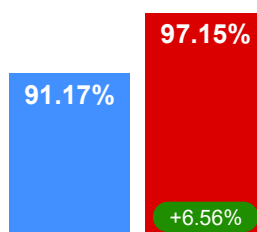
#### Active Inventory



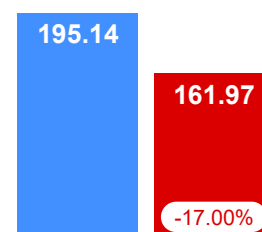
#### Monthly Supply of Inventory



#### Sale/List Ratio



#### Days on Market



Contact: Audrey Benson

Phone:

Email: [audrey@rockieswest.com](mailto:audrey@rockieswest.com)