

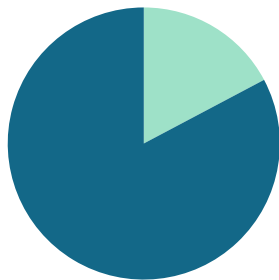
## December 2025

Area Delimited by Sub Areas CF - Canal Flats, IN - Invermere, INRU - Canal Flats South, INRU - Dry Gulch to Radium, INRU - Edgewater North, INRU - Fairmont/Columbia Lake, INRU - Invermere Rural, INRU - Panorama, INRU - Windermere, RA - Radium Hot Springs; Division Kootenay

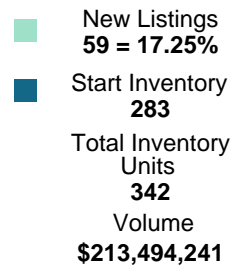
### MARKET SUMMARY

Report produced on Jan 06, 2026 for Audrey Benson

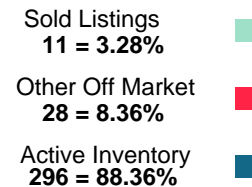
#### INVENTORY



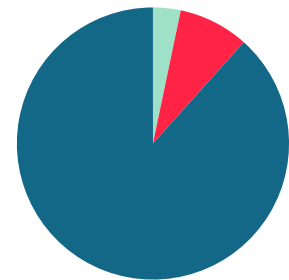
#### Inventory



#### Market Activity



#### MARKET ACTIVITY



Compared Metrics	December			Year to Date		
	2024	2025	+/- %	2024	2025	+/- %
Sold Listings	20	11	-45.00%	487	521	6.98%
New Listings	50	59	18.00%	972	982	1.03%
Average List Price	513,750	673,018	31.00%	548,506	552,900	0.80%
Average Sale Price	495,790	620,600	25.17%	518,262	520,520	0.44%
Average Percent of Selling Price to List Price	93.51%	92.52%	-1.07%	93.93%	94.15%	0.24%
Average Days on Market to Sale	87.75	68.73	-21.68%	90.07	99.36	10.32%
Monthly Inventory	339	296	-12.68%	339	296	-12.68%
Months Supply of Inventory	8.35	6.82	-18.38%	8.35	6.82	-18.38%

**Absorption:** Last 12 months, an Average of **43** Sales/Month

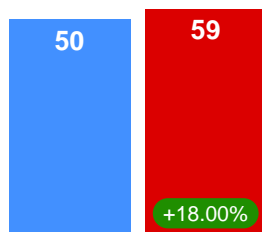
**Inventory** on December 31, 2025 = **296**

2024


2025

#### DECEMBER MARKET

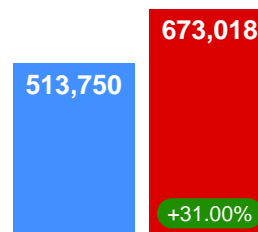
##### New Listings



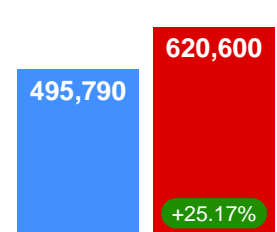
##### Pending Listings



##### List Price

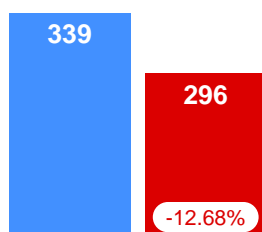


##### Sale Price

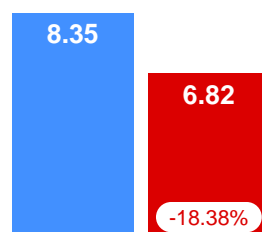


#### INVENTORY

##### Active Inventory

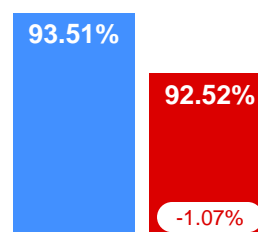


##### Monthly Supply of Inventory

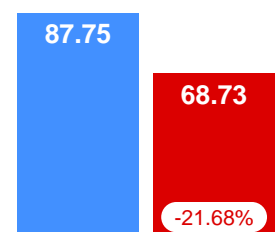


#### AVERAGE SOLD/LIST RATIO & DOM

##### Sale/List Ratio



##### Days on Market



Contact: Audrey Benson

Phone: 250-421-3262

Email: admin@rockieswest.com