

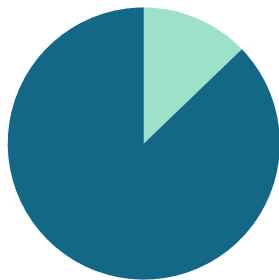
December 2024

Area Delimited by Sub Areas CF - Canal Flats, IN - Invermere, INRU - Canal Flats South, INRU - Dry Gulch to Radium, INRU - Edgewater North, INRU - Fairmont/Columbia Lake, INRU - Invermere Rural, INRU - Panorama, INRU - Windermere, RA - Radium Hot Springs; Division Kootenay

MARKET SUMMARY

Report produced on Jan 06, 2025 for Audrey Benson

INVENTORY

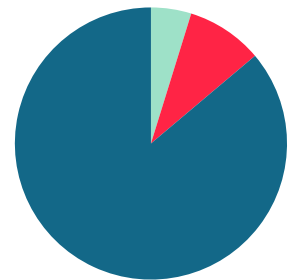


Inventory
 New Listings
52 = 12.81%
 Start Inventory
354
 Total Inventory Units
406
 Volume
\$238,577,105

Market Activity

Sold Listings
19 = 4.79%
 Other Off Market
36 = 9.07%
 Active Inventory
342 = 86.15%

MARKET ACTIVITY



Compared Metrics	December			Year to Date		
	2023	2024	+/-%	2023	2024	+/-%
Sold Listings	12	19	58.33%	492	486	-1.22%
New Listings	33	52	57.58%	891	975	9.43%
Average List Price	417,983	539,532	29.08%	483,731	549,586	13.61%
Average Sale Price	377,250	520,884	38.07%	453,422	519,289	14.53%
Average Percent of Selling Price to List Price	90.91%	94.25%	3.67%	94.53%	93.96%	-0.61%
Average Days on Market to Sale	140.75	86.16	-38.79%	86.16	90.01	4.46%
Monthly Inventory	263	342	30.04%	263	342	30.04%
Months Supply of Inventory	6.41	8.44	31.64%	6.41	8.44	31.64%

Absorption: Last 12 months, an Average of **41** Sales/Month

Inventory on December 31, 2024 = **342** 2023 2024

DECEMBER MARKET

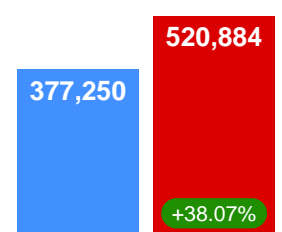
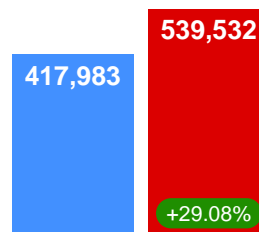
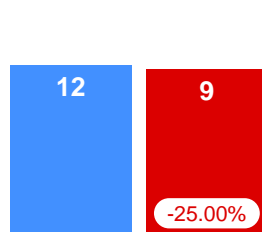
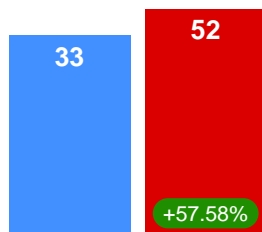
AVERAGE PRICES

New Listings

Pending Listings

List Price

Sale Price



INVENTORY

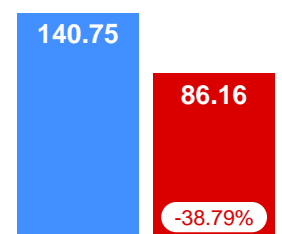
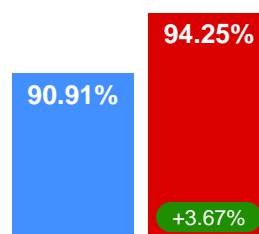
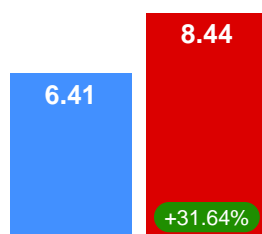
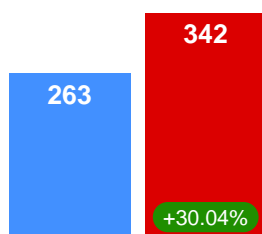
AVERAGE SOLD/LIST RATIO & DOM

Active Inventory

Monthly Supply of Inventory

Sale/List Ratio

Days on Market



Contact: Audrey Benson

Phone:

Email: office@rockieswest.com