

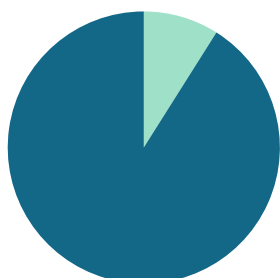
December 2023

Area Delimited by Areas Canal Flats, Invermere, Invermere Rural, Radium

MARKET SUMMARY

Report produced on Jan 08, 2024 for Audrey Benson

INVENTORY



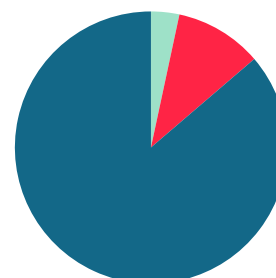
Inventory

- New Listings
32 = 8.96%
- Start Inventory
325
- Total Inventory Units
357
- Volume
\$198,797,526

Market Activity

- Sold Listings
12 = 3.36%
- Other Off Market
37 = 10.36%
- Active Inventory
308 = 86.27%

MARKET ACTIVITY



Compared Metrics	December			Year to Date		
	2022	2023	+/-%	2022	2023	+/-%
Sold Listings	18	12	-33.33%	593	485	-18.21%
New Listings	36	32	-11.11%	957	861	-10.03%
Average List Price	272,161	417,983	53.58%	441,521	485,209	9.89%
Average Sale Price	254,903	377,250	48.00%	425,652	454,785	6.84%
Average Percent of Selling Price to List Price	91.00%	90.91%	-0.10%	96.98%	94.60%	-2.45%
Average Days on Market to Sale	103.67	141.75	36.74%	71.74	87.34	21.75%
Monthly Inventory	311	308	-0.96%	311	308	-0.96%
Months Supply of Inventory	6.29	7.62	21.09%	6.29	7.62	21.09%

Absorption: Last 12 months, an Average of **40** Sales/Month

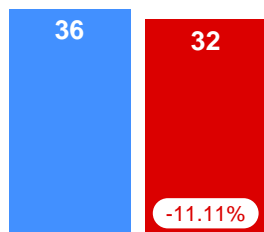
Inventory on December 31, 2023 = **308**

2022 **2023**

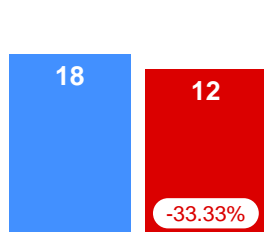
DECEMBER MARKET

AVERAGE PRICES

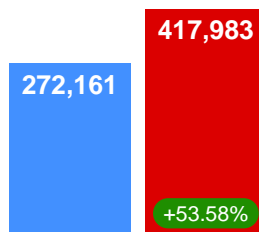
New Listings



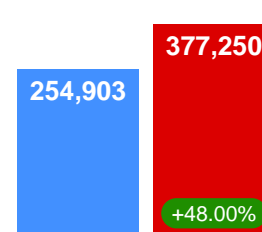
Pending Listings



List Price



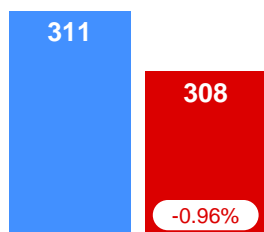
Sale Price



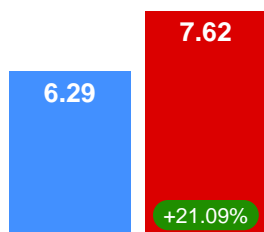
INVENTORY

AVERAGE SOLD/LIST RATIO & DOM

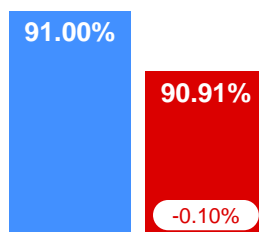
Active Inventory



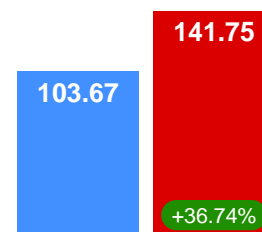
Monthly Supply of Inventory



Sale/List Ratio



Days on Market



Contact: Audrey Benson

Phone:

Email: office@rockieswest.com